




SBES College of Arts and Commerce, Aurangabad

Feedback Analysis Reports (2021-22)

Internal Quality Assurance Cell





I/C Principal
SBES College of Arts & Commerce
Aurangabad.

Contents

	Page No
1. Introduction	1
2. Curriculum Feedback by Students	2
3. Curriculum Feedback by Teachers, Parents, Alumni, Employer	17
4. Teacher's Feedback by Students	21
5. Feedback on Activity, Program, Project	41
6. Student's Feedback of Institutional Performance	42
Action Taken Report	




I/C Principal
SBES College of Arts & Commerce
Aurangabad.

INTRODUCTION

SBES College of Arts and Commerce is situated in Aurangabad. It is affiliated with Dr. Babasaheb Ambedkar Marathwada University, Aurangabad, Maharashtra. The College offers various courses like BCOM, BA, BCA and BBA at the Under Graduation level and MCOM at the Post-Graduation level. Presently, over 3044 students are studying in the College. The Internal Quality Assurance Cell (IQAC) of the College has continuously been working on quality improvement and the betterment of student learning experiences. In order to analyze the lag areas of the College and scope for further improvement, feedback from various stakeholders have been received. This report focuses on the feedback of students on Syllabus and Teachers.


DATA COLLECTION AND ANALYSIS

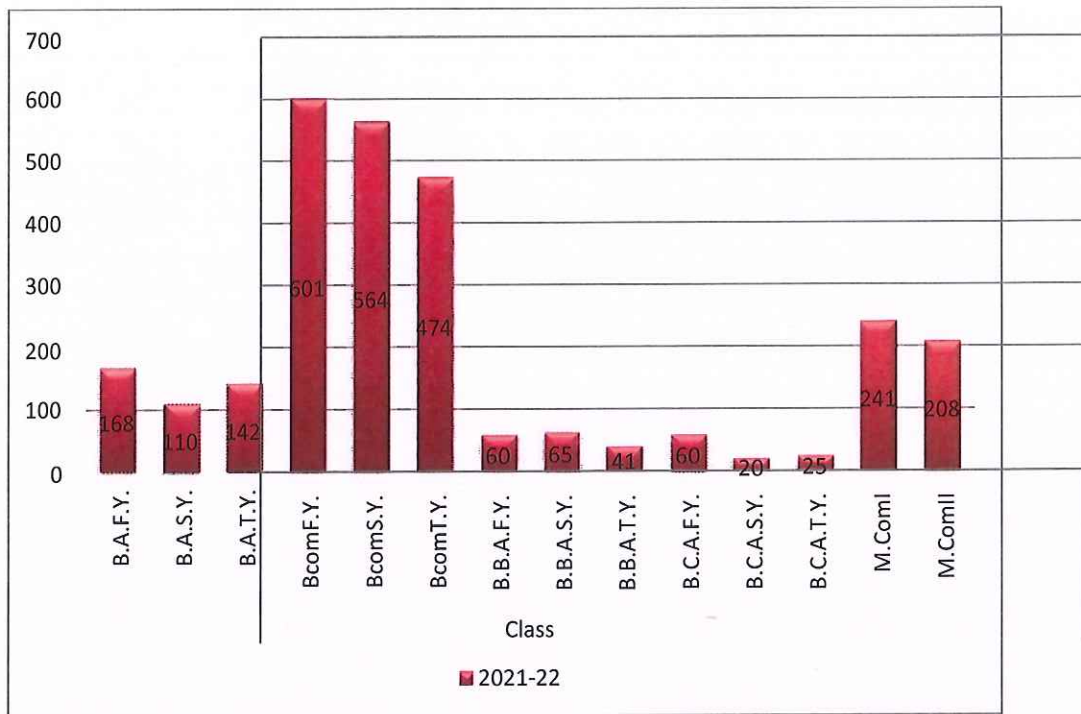
An effort was made to receive feedback from all students of the College. For this purpose, Google forms were created and sent to students. As many as 7690 responses have been received on overall feedback and a total of 4069 responses have been received on Teachers from the students. In order to arrive at comprehensive results, useful statistical tools have been used. For the effective presentation of the data, various types of graphs have been used.

CLASS WISE STUDENTS' STRENGTH 2021-2022

Year	Class	Student Strength
2021-22	BAFY	168
	BASY	110
	BATY	142
	BCOM FY	601
	BCOM SY	564
	BCOM TY	474
	BBA FY	60
	BBA SY	65
	BBA TY	41
	BCA FY	60
	BCA SY	20
	BCA TY	25
	MCOM FY	241
	MCOM SY	208




I/C Principal
SBES College of Arts & Commerce
Aurangabad.



FEEDBACK BY STUDENTS (CLASS-WISE)

In order to analyze the lag areas of the College and the scope for further improvement, feedback from various stakeholders have been collected. These feedbacks were on the Syllabus and Teachers, Activity/Programs/Projects, and Institutional Performance.

1. Curriculum Feedback by Students
2. Curriculum Feedback by Teachers, Parents, Alumni, Employer
3. Teacher's Feedback by Students
4. Feedback on Activity, Program, Project
5. Student's Feedback of Institutional Performance

CURRICULUM FEEDBACK BY STUDENTS

The College is affiliated with Dr. Babasaheb Ambedkar Marathwada University, Aurangabad. It follows the syllabus prescribed by the university. Curriculum feedbacks by the students were collected class-wise to know student's satisfaction with the curriculum and learning. The feedback will be used for syllabus revision, restructuring of curriculum and quality improvement of the program. Following questionnaire is used to know the perception of students. In order to analyze the student responses on syllabus various questions were asked and 1223 responses were collected from the students.

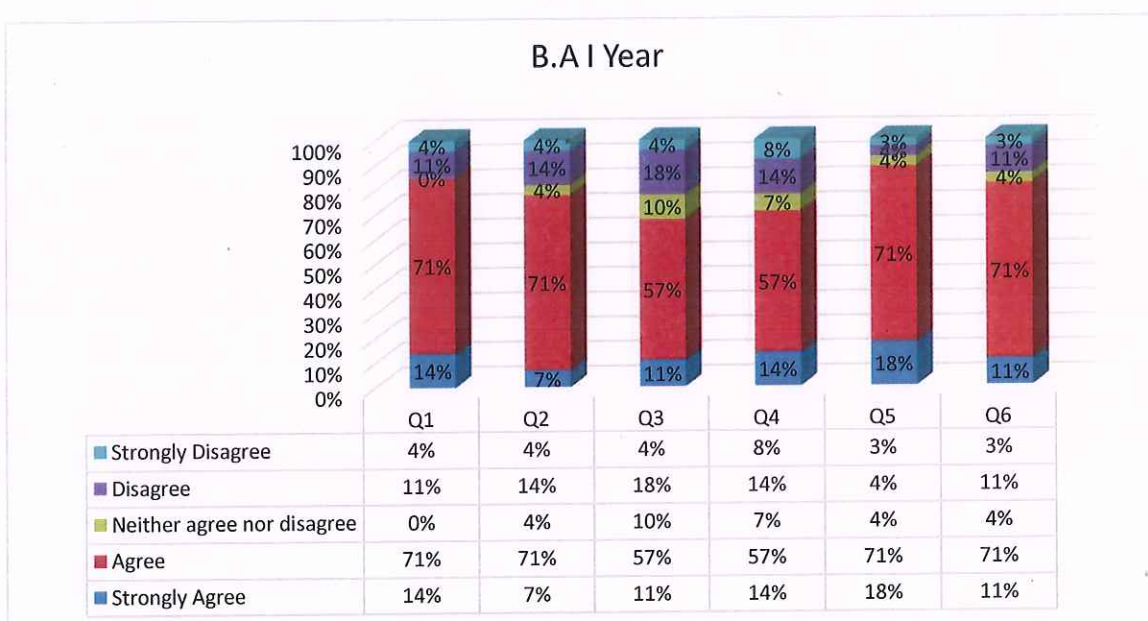
CLASS-WISE TOTAL STRENGTH OF STUDENTS 2021-2022

Courses	Division	Student Count
BA I Year	All	28

- Questionnaire:**

1. The Syllabus is suitable for the Course.
2. The Syllabus is need-based.
3. Aims and Objectives of the Syllabi are well-defined and clear to the teachers and students.
4. The Course/Syllabus has a good balance between theory and application.
5. The Course/Syllabus has made me interested in the subject area.
6. The Course/Program of the studies carries a sufficient number of optional papers.


- Response Table:**



Analysis:

The BAFY students' responses to the curriculum were collected and analyzed. 79% of the students agreed with all the statements except the course/syllabus is need-based. It reveals that two factors have shown overall dissatisfaction with BAFY students regarding the course/Syllabus. The first factor was the clarity of the aims and objectives, and the second factor was the balance between theory and application.



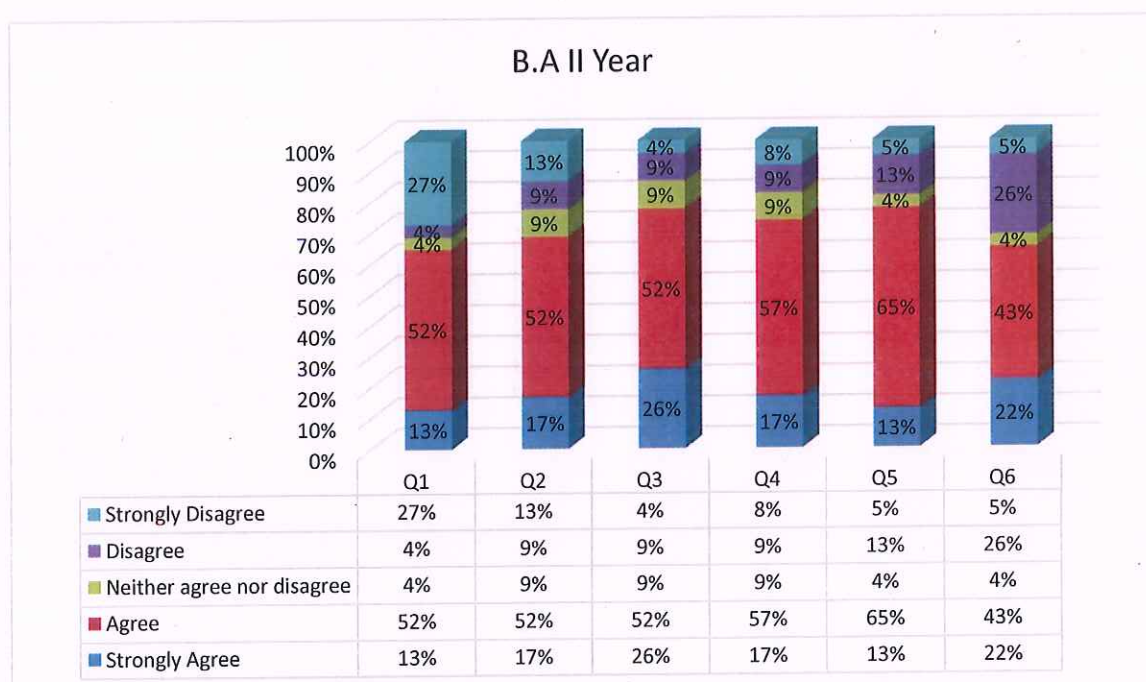

I/C Principal
SBES College of Arts & Commerce
 Anrangabad.

Courses	Division	Student Count
BA II Year	All	23

- Questionnaire:**

1. The Syllabus is suitable for the Course.
2. The Syllabus is need-based.
3. Aims and Objectives of the Syllabi are well-defined and clear to the teachers and students.
4. The Course/Syllabus has a good balance between theory and application.
5. The Course/Syllabus has made me interested in the subject area.
6. The Course/Program of the studies carries a sufficient number of optional papers.


- Response Table:**



Analysis:

The BASY students' responses on curriculum were collected and analyzed. Only 71.5% of the students agreed with the entire statement which is positively framed except the two statements that state that the 'aims and objectives of the Syllabi are well defined and clear to the teachers and students,' and 'The Course/Program of the studies carries a sufficient number of optional papers' were the most dissatisfactory factors observed here.



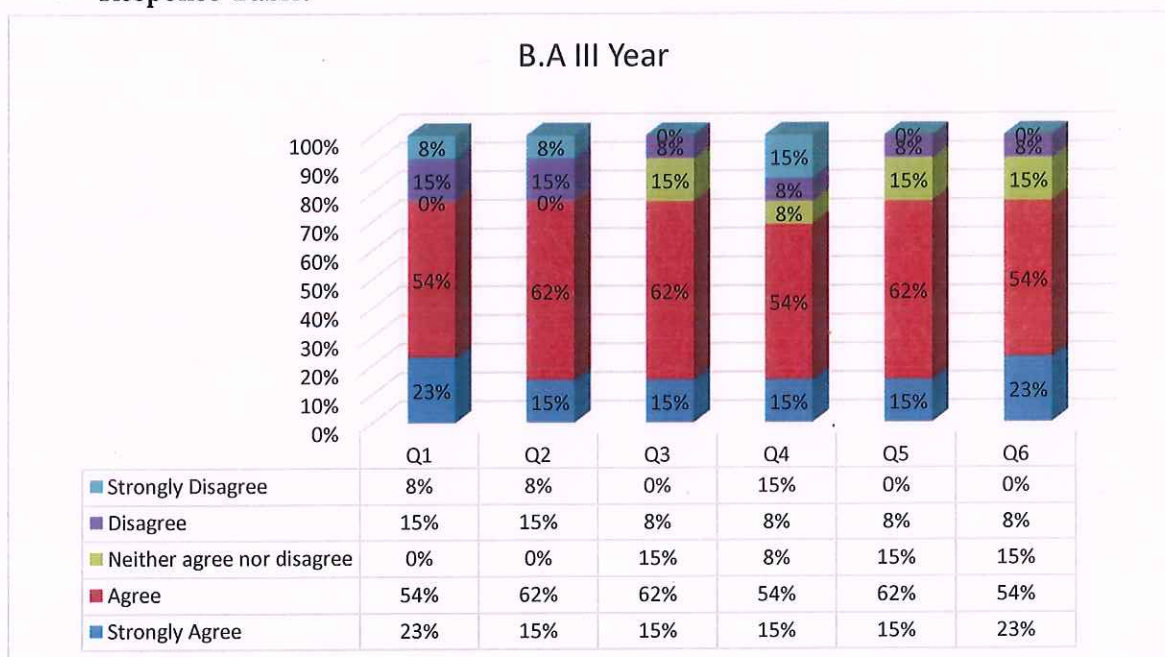

I/C Principal
SBES College of Arts & Commerce
Aurangabad.

Courses	Division	Student Count
BA III Year	All	13

- Questionnaire:**

1. The Syllabus is suitable for the Course.
2. The Syllabus is need-based.
3. Aims and Objectives of the Syllabi are well-defined and clear to the teachers and students.
4. The Course/Syllabus has a good balance between theory and application.
5. The Course/Syllabus has made me interested in the subject area.
6. The Course/Program of the studies carries a sufficient number of optional papers.

- Response Table:**



Analysis:

The BATY students' responses to the curriculum were collected and analyzed. Over 76% of the students agreed with the overall statements, which is framed positively. The need-based syllabus and suitability of the course were perceived negatively by the students.

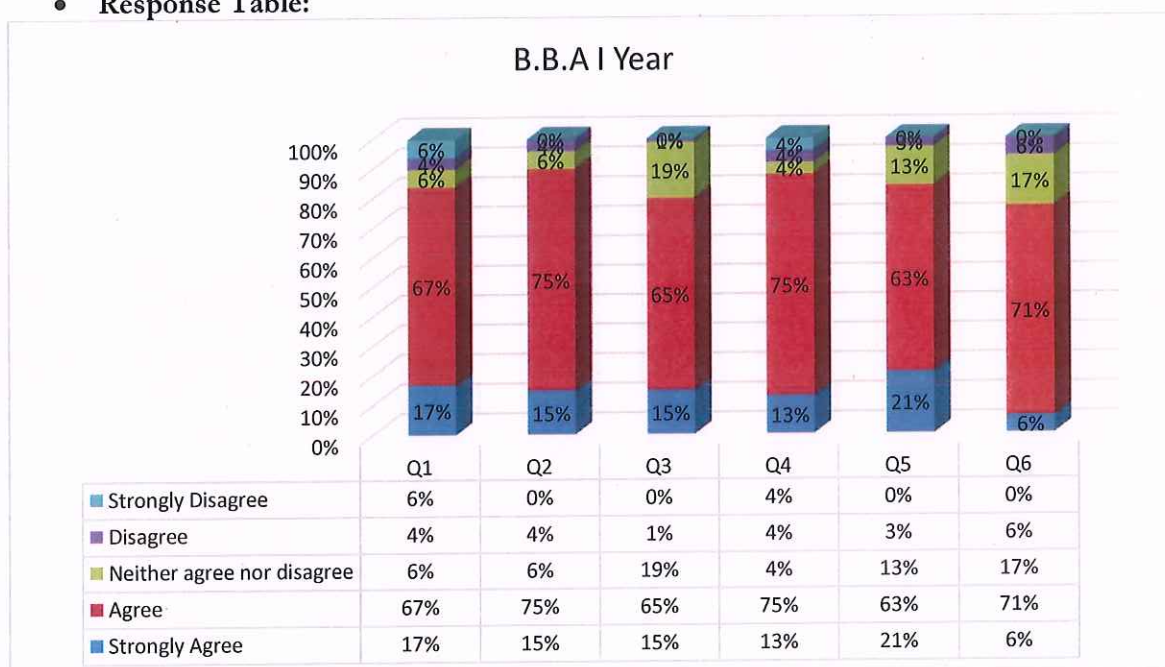


Courses	Division	Student Count
BBA I Year	All	48

- Questionnaire:**

1. The Syllabus is suitable for the Course.
2. The Syllabus is need-based.
3. Aims and Objectives of the Syllabi are well-defined and clear to the teachers and students.
4. The Course/Syllabus has a good balance between theory and application.
5. The Course/Syllabus has made me interested in the subject area.
6. The Course/Program of the studies carries a sufficient number of optional papers.


- Response Table:**



Analysis:

The BBAFY students' responses to the curriculum were collected and analyzed. 81.20% of the students agreed with the above statements, which are positively framed. The above graph reveals the overall satisfaction of BBAFY with the syllabus.



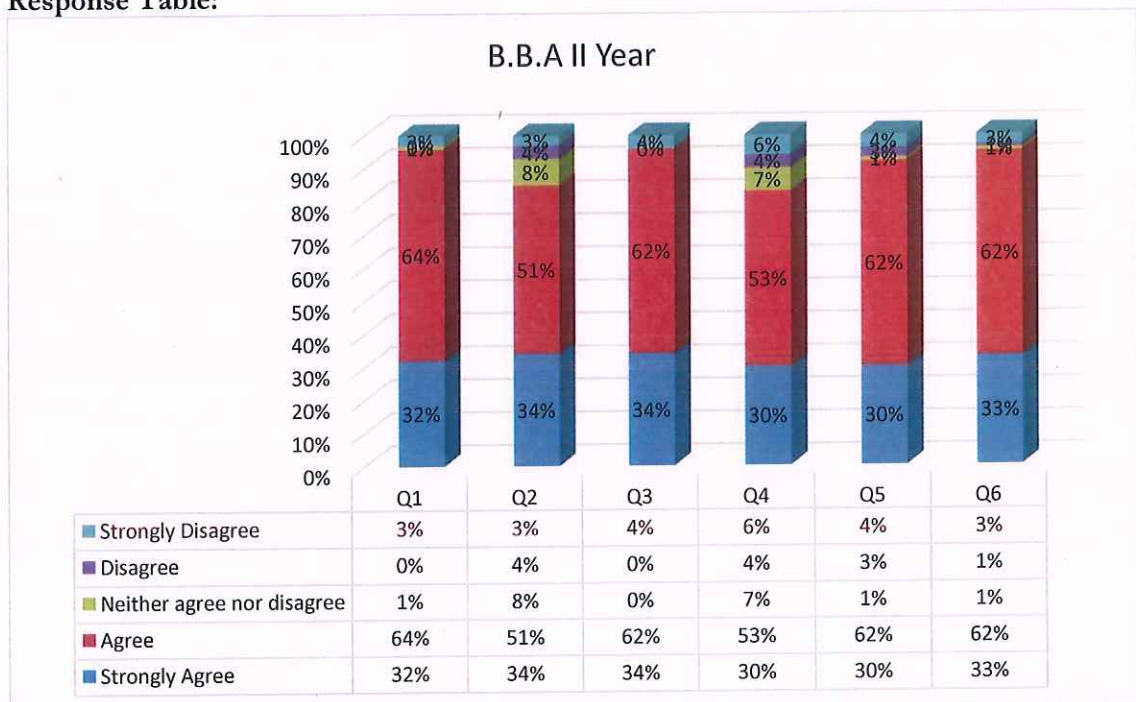

I/C Principal
SBES College of Arts & Commerce
Aurangabad.

Courses	Division	Student Count
BBA II Year	All	76

• **Questionnaire:**

1. The Syllabus is suitable for the Course.
2. The Syllabus is need-based.
3. Aims and Objectives of the Syllabi are well-defined and clear to the teachers and students.
4. The Course/Syllabus has a good balance between theory and application.
5. The Course/Syllabus has made me interested in the subject area.
6. The Course/Program of the studies carries a sufficient number of optional papers.


• **Response Table:**



Analysis:

The BBASY students' responses on curriculum were collected and analyzed. All the students are satisfied with all aspects of the syllabus. 91% of the students are satisfied with all the aspects of the course.



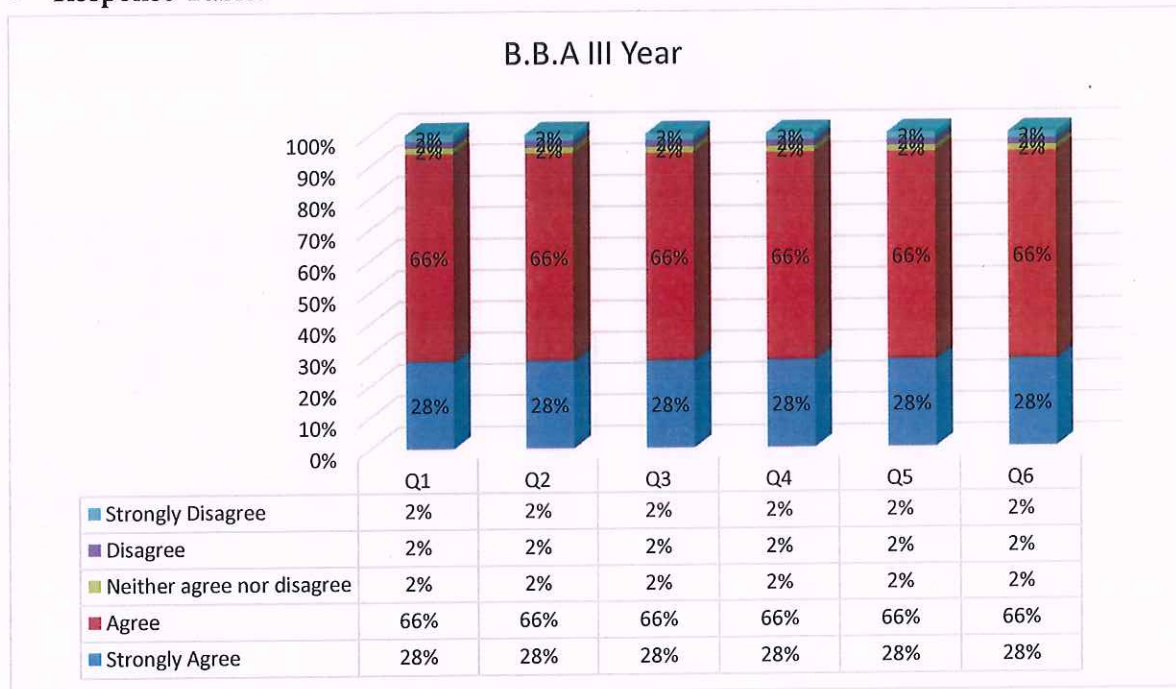

I/C Principal
SBES College of Arts & Commerce
Aurangabad.

Courses	Division	Student Count
BBA III Year	A	50

- **Questionnaire:**

1. The Syllabus is suitable for the Course.
2. The Syllabus is need-based.
3. Aims and Objectives of the Syllabi are well-defined and clear to the teachers and students.
4. The Course/Syllabus has a good balance between theory and application.
5. The Course/Syllabus has made me interested in the subject area.
6. The Course/Program of the studies carries a sufficient number of optional papers.


- **Response Table:**



Analysis:

The BBATY students' responses on curriculum were collected and analyzed. 89.33% of the students agreed with the statement that the course or program of studies carries a sufficient number of optional papers.



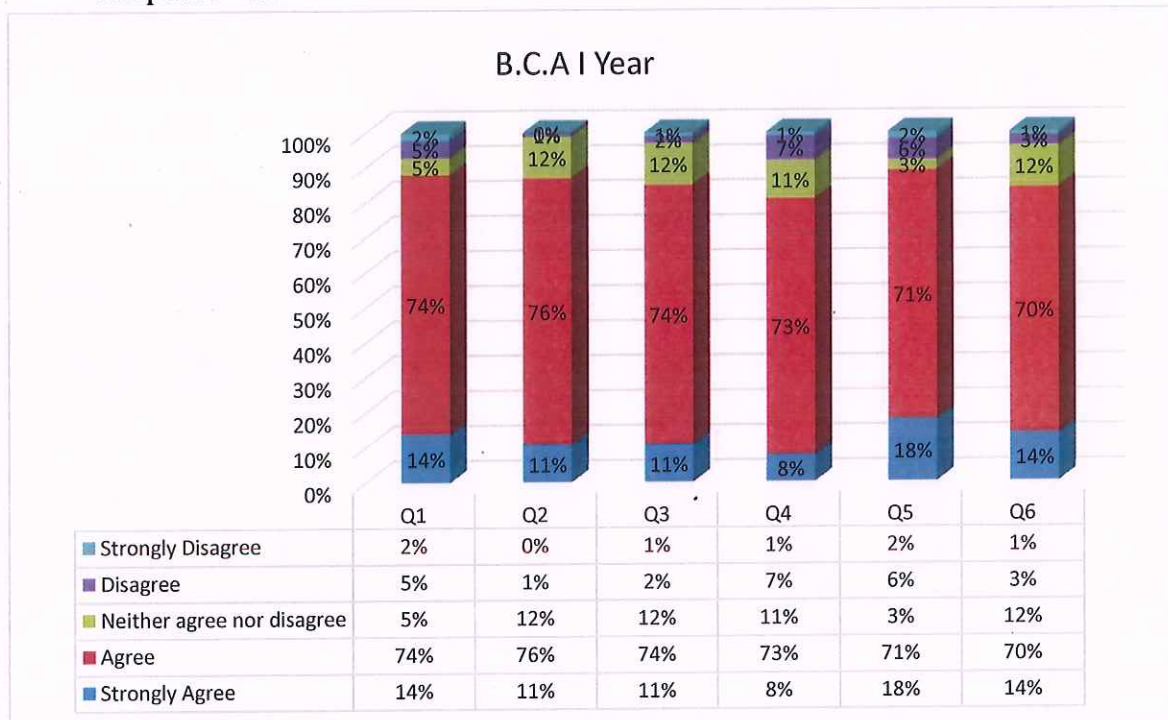

I/C Principal
SBES College of Arts & Commerce
Aurangabad.

Courses	Division	Student Count
BCA I Year	A	66

- Questionnaire:**

1. The Syllabus is suitable for the Course.
2. The Syllabus is need-based.
3. Aims and Objectives of the Syllabi are well-defined and clear to the teachers and students.
4. The Course/Syllabus has a good balance between theory and application.
5. The Course/Syllabus has made me interested in the subject area.
6. The Course/Program of studies carries sufficient number of optional papers.


- Response Table:**



Analysis:

The BCAFY students' responses to the curriculum were collected and analyzed. 86% of students agreed with all of the positive-framed statements, but a few students disagreed with the statement that there is a balance between theory and practice, as well as a sufficient number of optional papers. The need-based syllabus is the most satisfying factor observed here.



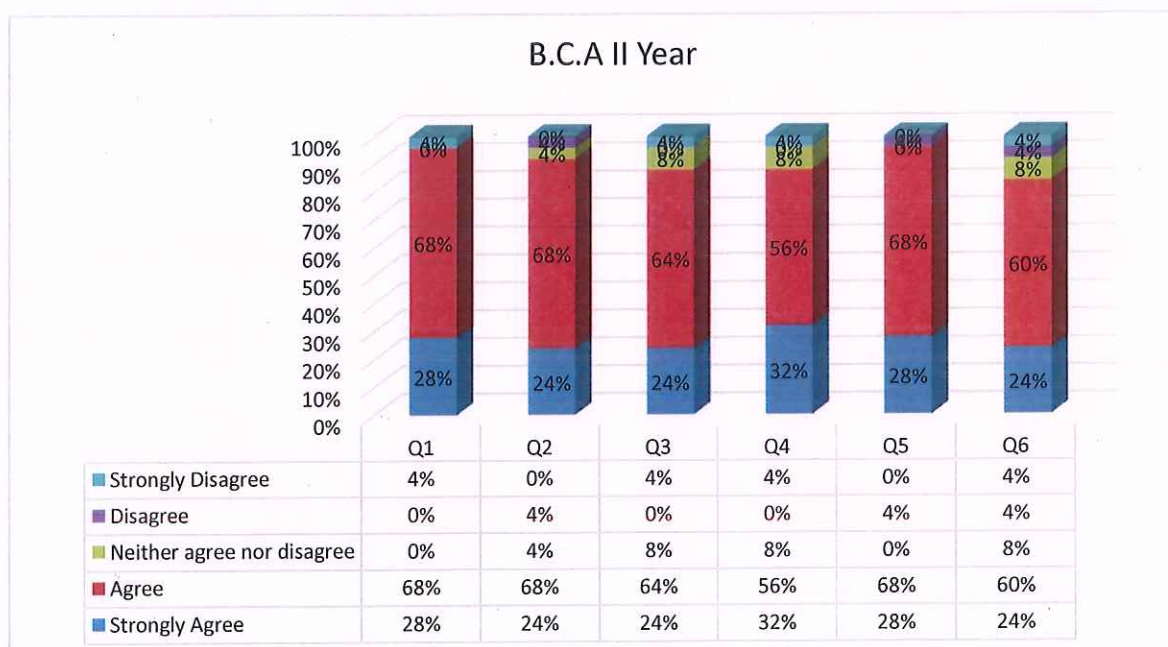

 I/C Principal
 SBES College of Arts & Commerce
 Aurangabad.

Courses	Division	Student Count
BCA II Year	A	25

- Questionnaire:**

1. The Syllabus is suitable for the Course.
2. The Syllabus is need-based.
3. Aims and Objectives of the Syllabi are well-defined and clear to the teachers and students.
4. The Course/Syllabus has a good balance between theory and application.
5. The Course/Syllabus has made me interested in the subject area.
6. The Course/Program of studies carries sufficient number of optional papers.


- Response Table:**



Analysis:

The BCA SY students' responses to the curriculum were collected and analyzed. All the statements on the curriculum feedback were agreed by 91% of the students. There is overall satisfaction about all the statements.



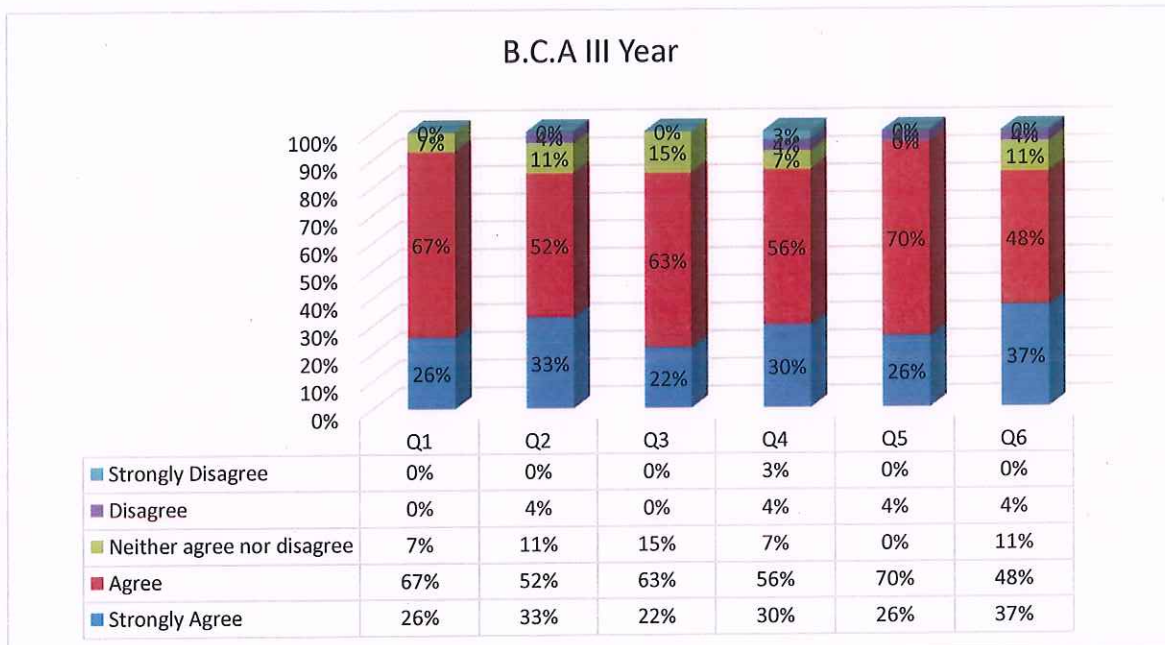

 I/C Principal
 SBES College of Arts & Commerce
 Aurangabad.

Courses	Division	Student Count
BCA III Year	A	27

- **Questionnaire:**

1. The Syllabus is suitable for the Course.
2. The Syllabus is need-based.
3. Aims and Objectives of the Syllabi are well-defined and clear to the teachers and students.
4. The Course/Syllabus has a good balance between theory and application.
5. The Course/Syllabus has made me interested in the subject area.
6. The Course/Program of studies carries sufficient number of optional papers.


- **Response Table:**



Analysis:

The BCATY students' responses on curriculum were collected and analyzed. More than 88.3% of students agreed with all of the positive-framed statements. About 96% of the students agreed with the statement that the course/syllabus has made me interested in the subject area.



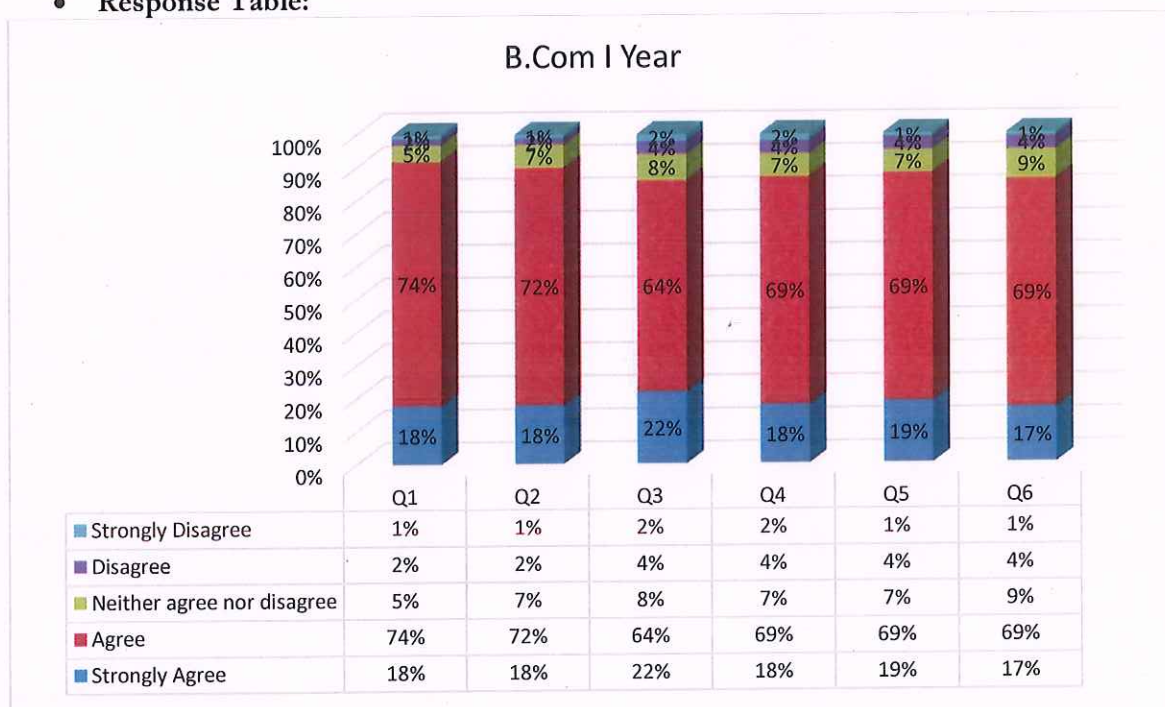

I/C Principal
SBES College of Arts & Commerce
Aurangabad.

Courses	Division	Student Count
BCOM I Year	All	416

• **Questionnaire:**

1. The Syllabus is suitable for the Course.
2. The Syllabus is need-based.
3. Aims and Objectives of the Syllabi are well-defined and clear to the teachers and students.
4. The Course/Syllabus has a good balance between theory and application.
5. The Course/Syllabus has made me interested in the subject area.
6. The Course/Program of the studies carries a sufficient number of optional papers.


• **Response Table:**



Analysis:

BCOM FY students' responses to the curriculum were collected and analyzed. 81.2% of students agreed with all of the positive-framed statements. There is overall satisfaction with the balance between theory and practical, the interest in the syllabus, and the availability of a sufficient number of optional papers.



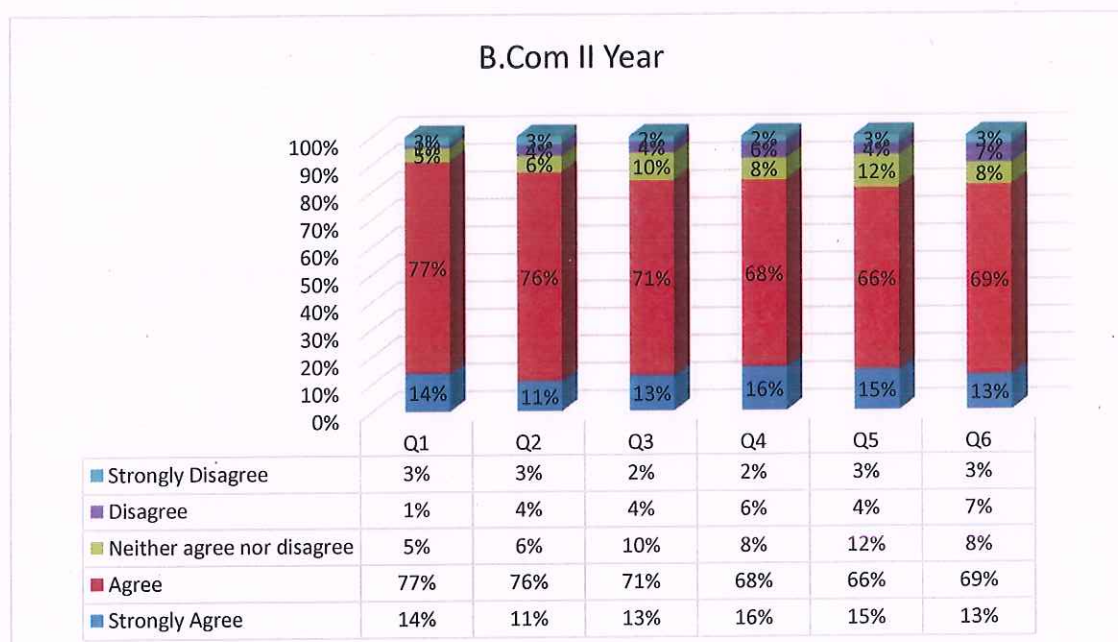

I/C Principal
SBES College of Arts & Commerce
Aurangabad.

Courses	Division	Student Count
BCOM II Year	All	228

• **Questionnaire:**

1. The Syllabus is suitable for the Course.
2. The Syllabus is need-based.
3. Aims and Objectives of the Syllabi are well-defined and clear to the teachers and students.
4. The Course/Syllabus has a good balance between theory and application.
5. The Course/Syllabus has made me interested in the subject area.
6. The Course/Program of the studies carries a sufficient number of optional papers.

• **Response Table:**



Analysis:

The BCOM SY students' responses to the curriculum were collected and analyzed. 84.8% of Students agreed with all of the statements that are positively framed, but a few agree with the statement that there are a sufficient number of optional papers.

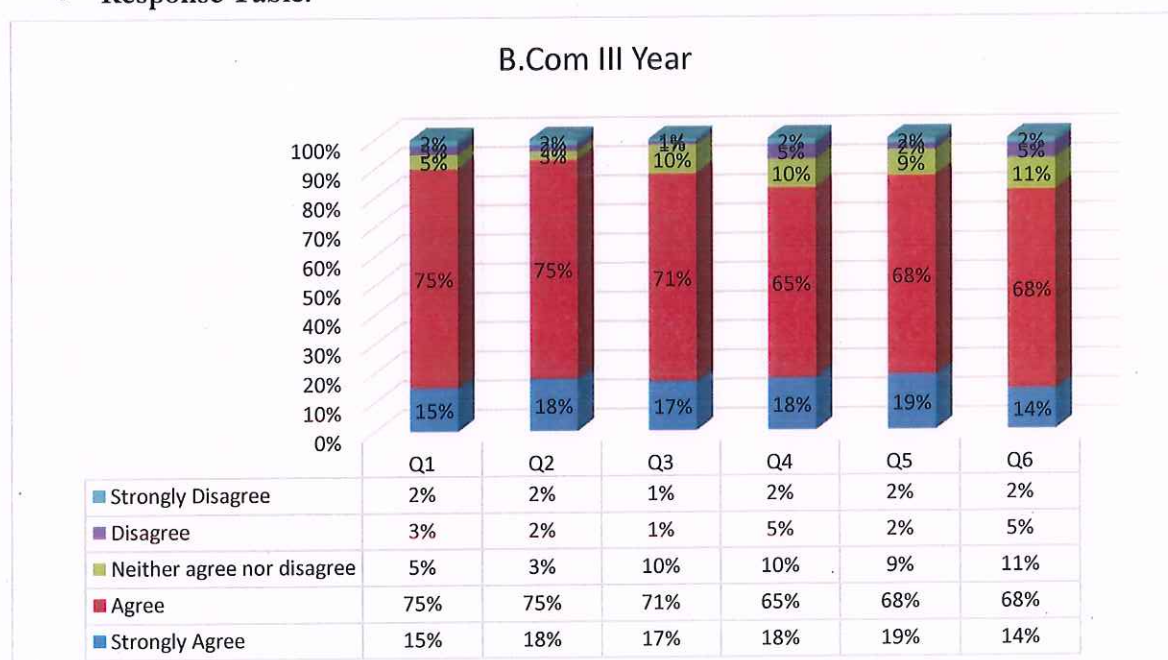


Courses	Division	Student Count
BCOM III Year	All	161

• **Questionnaire:**

1. The Syllabus is suitable for the Course.
2. The Syllabus is need-based.
3. Aims and Objectives of the Syllabi are well-defined and clear to the teachers and students.
4. The Course/Syllabus has a good balance between theory and application.
5. The Course/Syllabus has made me interested in the subject area.
6. The Course/Program of the studies carries a sufficient number of optional papers.

• **Response Table:**



Analysis:

The BCOM TY students' responses to the curriculum were collected and analyzed. 87.20% of students agreed with all of the positive-framed statements. There is overall satisfaction with all the statements. A need-based syllabus is considered the most satisfying factor for the students.

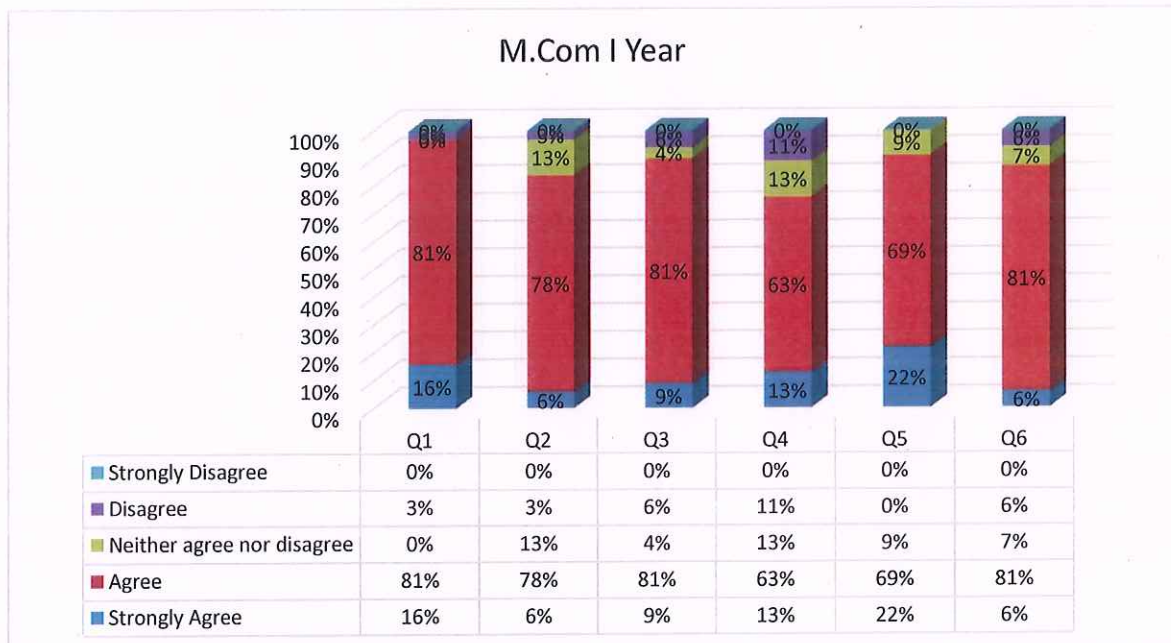


Courses	Division	Student Count
MCOM I Year	All	32

• **Questionnaire:**

1. The Syllabus is suitable for the Course.
2. The Syllabus is need-based.
3. Aims and Objectives of the Syllabi are well-defined and clear to the teachers and students.
4. The Course/Syllabus has a good balance between theory and application.
5. The Course/Syllabus has made me interested in the subject area.
6. The Course/Program of the studies carries a sufficient number of optional papers.


• **Response Table:**



Analysis:

The MCOM FY students' responses to the curriculum were collected and analyzed. 87.5% of the students agreed with all the statements that were positively framed. The graph reveals some dissatisfaction with the balance between theory and application.



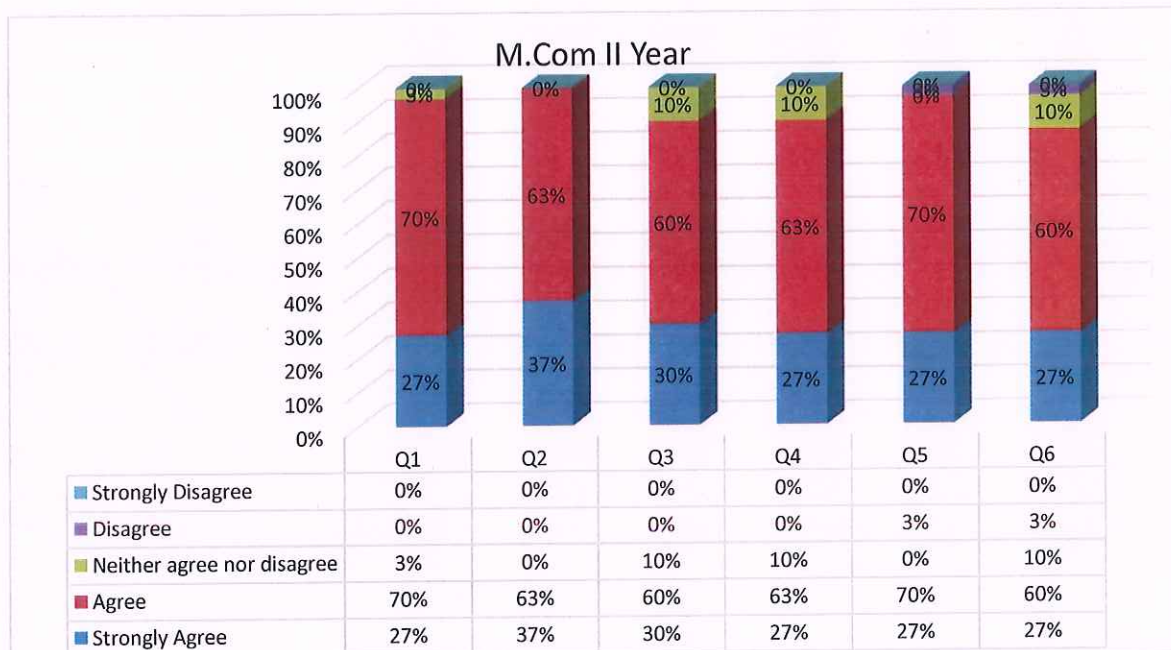

I/C Principal
SBES College of Arts & Commerce
Aurangabad.

Courses	Division	Student Count
MCOM II Year	All	30

- **Questionnaire:**

1. The Syllabus is suitable for the Course.
2. The Syllabus is need-based.
3. Aims and Objectives of the Syllabi are well-defined and clear to the teachers and students.
4. The Course/Syllabus has a good balance between theory and application.
5. The Course/Syllabus has made me interested in the subject area.
6. The Course/Program of the studies carries a sufficient number of optional papers.


- **Response Table:**



Analysis

The MCOM SY students' responses to the curriculum were collected and analyzed. It has been perceived from the above graph that all aspects of the feedback on the curriculum are satisfactory. 100% of the students are satisfied with the need-based syllabus. According to the graph above, 95% of the students agreed that the course is suitable.




 I/C Principal
 SBES College of Arts & Commerce
 Aurangabad.

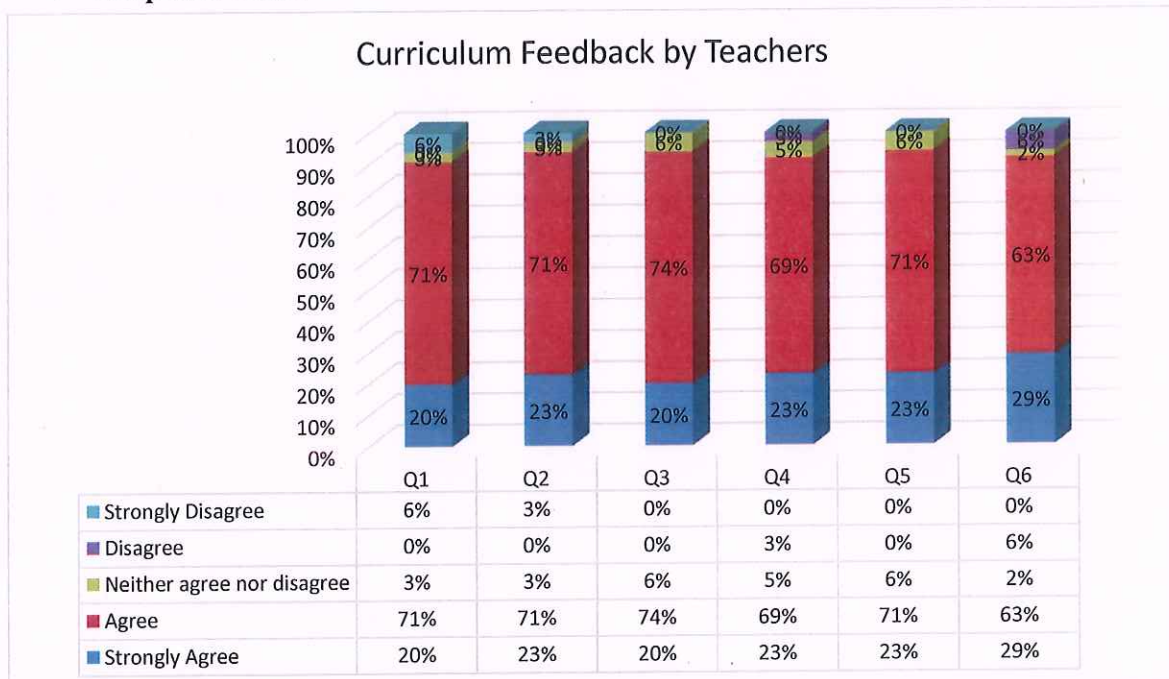
2) CURRICULUM FEEDBACK BY TEACHERS, PARENTS, ALUMNI, EMPLOYER.

Feedback By	Count
Teachers	35

- **Questionnaire:**

1. The Syllabus is suitable for the Course.
2. The Syllabus is need-based. (Career and Employment oriented)
3. Aims and Objectives of the Syllabi are well-defined and clear to the teachers and students.
4. The Course/Syllabus has a good balance between theory and application.
5. The Course/Syllabus has made me interested in the subject area.
6. The Course/Program of the studies carries a sufficient number of optional papers.

- **Response Table:**



Analysis:

Teachers' feedback is an important parameter for the quality improvement of the curriculum and the quality of the students at an institution. Teachers' feedback on curriculum is received, and it is revealed from the above data that 92.83% of the teachers agreed with all the statements, but about 6% of the teachers disagreed with the balance between theory and application.

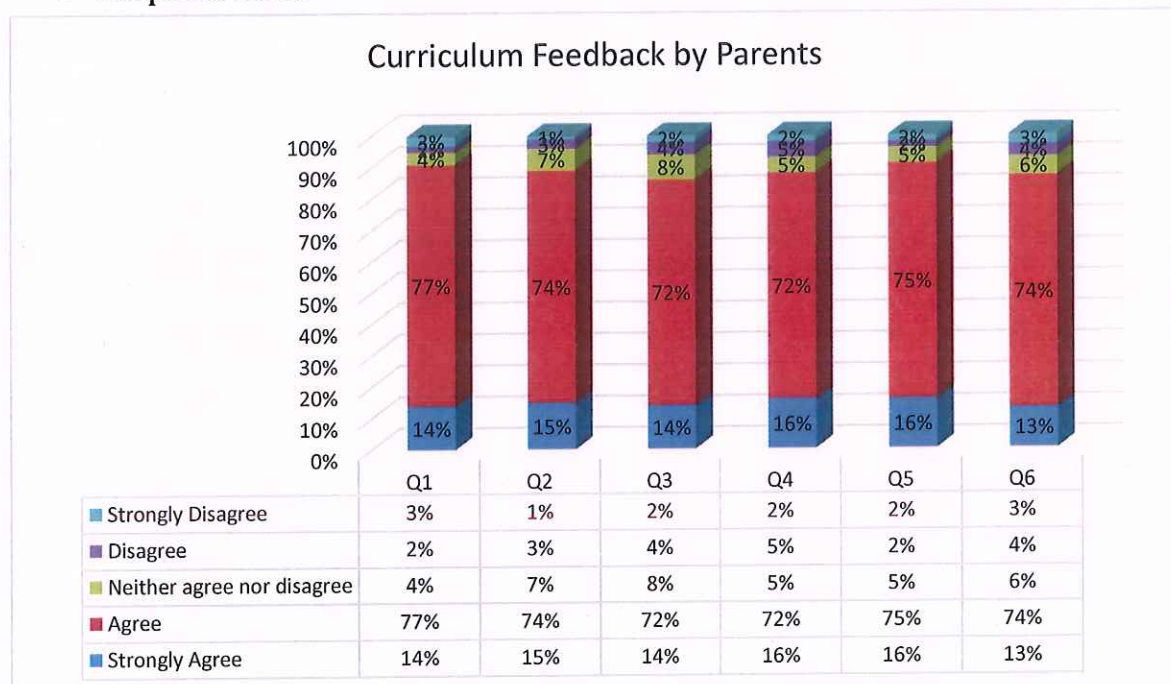


Feedback By	Count
Parents	391

• **Questionnaire:**

1. The Syllabus is suitable for the Course.
2. The Syllabus is need-based. (Career and Employment oriented)
3. Aims and Objectives of the Syllabi are well-defined and clear to the teachers and students.
4. The Course/Syllabus has a good balance between theory and application.
5. The Course/Syllabus has made me interested in the subject area.
6. The Course/Program of the studies carries a sufficient number of optional papers.

• **Response Table:**



Analysis:

Parental involvement not only helps parents contribute positively to their children's learning experiences, but it can also be an indicator of the curriculum's quality. It is observed from the above table and graph that 88.66% of the parents are satisfied with the students' curriculum.

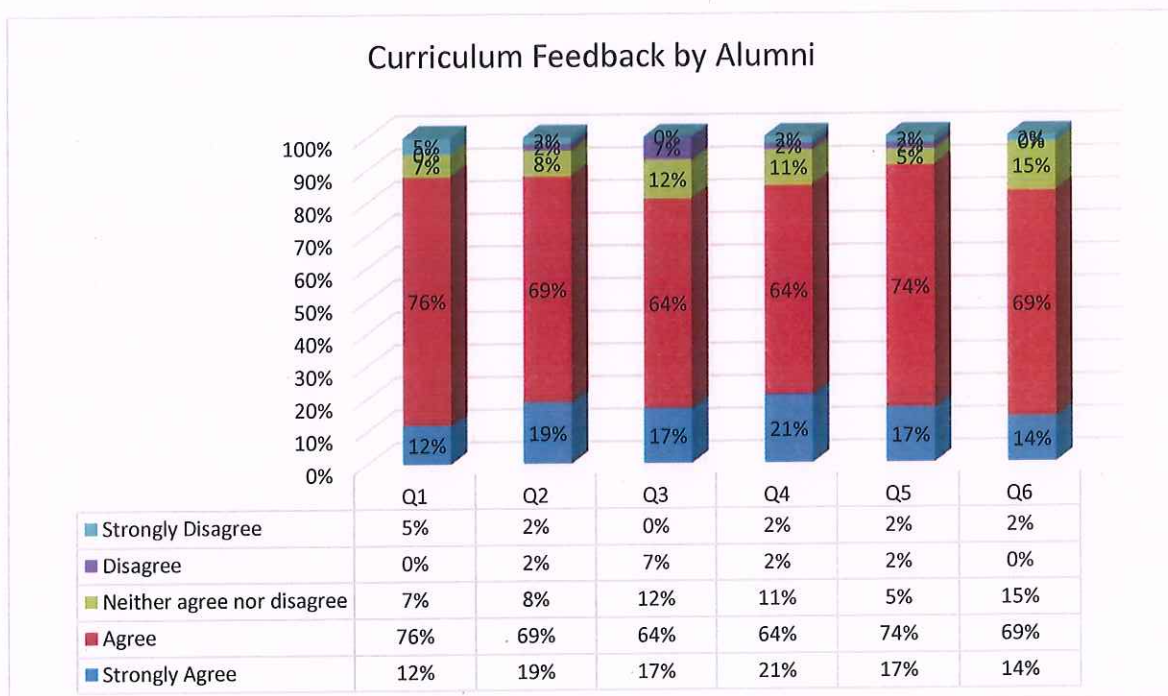


Feedback By	Count
Alumni	42

- Questionnaire:**

1. The Syllabus is suitable for the Course.
2. The Syllabus is need-based. (Career and Employment oriented)
3. Aims and Objectives of the Syllabi are well-defined and clear to the teachers and students.
4. The Course/Syllabus has a good balance between theory and application.
5. The Course/Syllabus has made me interested in the subject area.
6. The Course/Program of the studies carries a sufficient number of optional papers.


- Response Table:**



Analysis:

Alumni feedback is an important component for analyzing and improving the academic culture of higher education. 85.66% of alumni agreed with the positively framed statements. 7% of the alumni disagreed with the statement that the aims and objectives of the syllabi are well-defined and clear to the teachers and students.



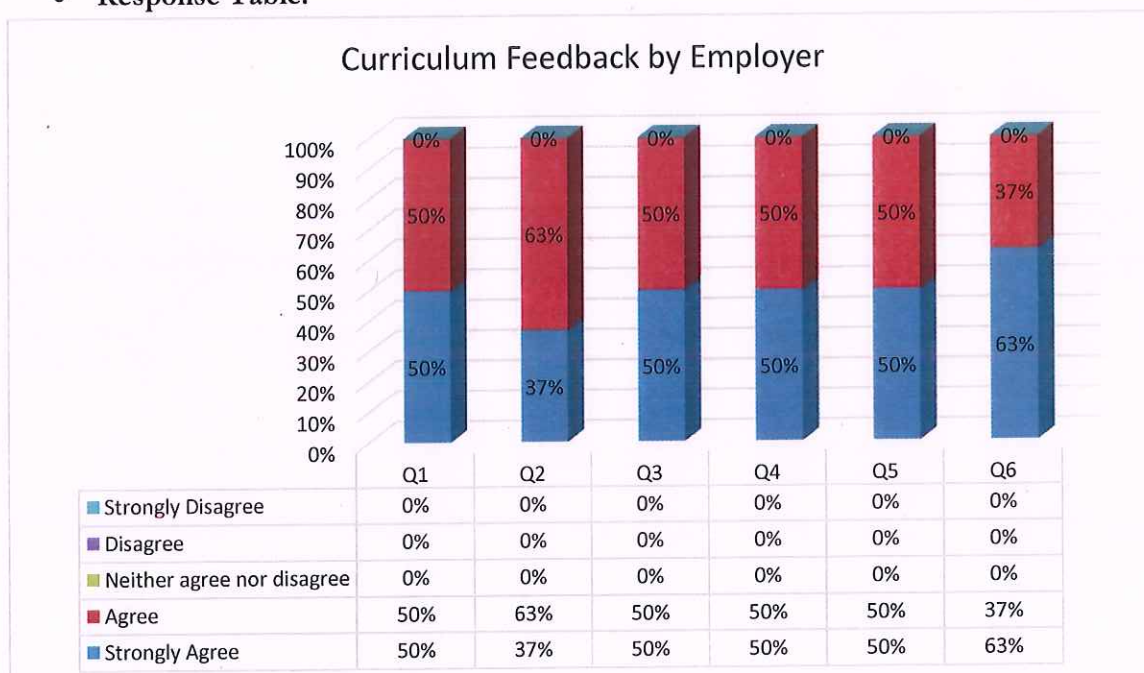

 I/C Principal
 SBES College of Arts & Commerce
 Aurangabad.

Feedback By	Count
Employer	8

- **Questionnaire:**

1. The Syllabus is suitable for the Course.
2. The Syllabus is need-based. (Career and Employment oriented)
3. Aims and Objectives of the Syllabi are well-defined and clear to the teachers and students.
4. The Course/Syllabus has a good balance between theory and application.
5. The Course/Syllabus has made me interested in the subject area.
6. The Course/Program of the studies carries a sufficient number of optional papers.


- **Response Table:**



Analysis:

As per the feedback analysis, 100% of the employers are satisfied with the various aspects of the curriculum. It can be stated from the above graph that employers are satisfied with the whole curriculum.




 I/C Principal
 SBES College of Arts & Commerce
 Aurangabad.

3) Teacher's Feedback by Students

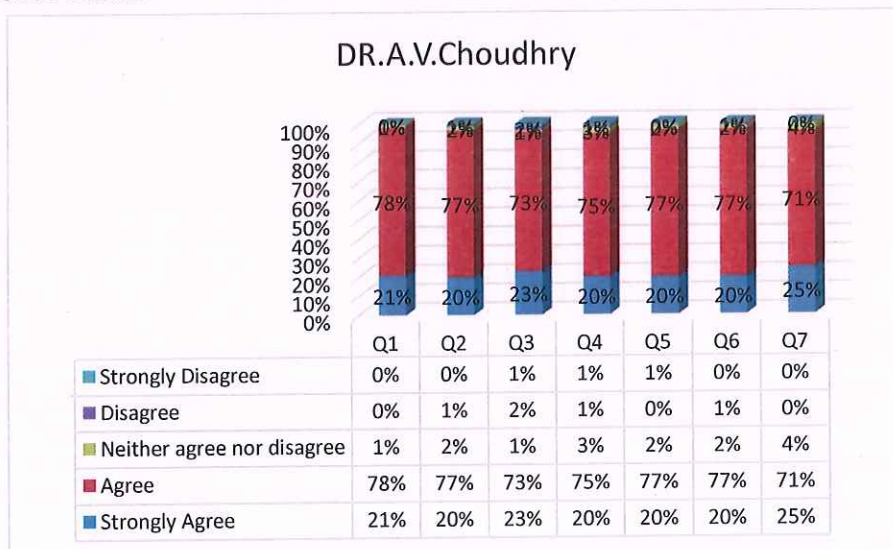
The feedback given by your students is graphically represented below and the values are summarized in the following table. The Teacher-wise report is generated by filtering the Assessment Year, Class, and Division. Based on the analysis of feedback data collected from students, performance in the following areas is as follows and accordingly, teacher's performance, knowledge in the subject, classroom teaching, communication, sincerity, and facilitating overall development of students.

Teachers Name	Faculty	Class	Student Count
Dr. A. V. Choudhari	Commerce	BCOM, MCOM	142

- Questionnaire:**


1. The teacher has in-depth knowledge of the subject.
2. The teacher completes the entire syllabus in time.
3. It is easy to understand what the teacher teaches.
4. The teacher discusses the topics and interacts in the class.
5. The teacher is punctual and regular in the class.
6. The teacher encourages participation and discussion in the class.
7. The teacher uses modern teaching aids, power point presentation, web-resources, etc.

- Response Table:**



Analysis: It can be observed from the above graph that all students are satisfied with the teaching of Dr. Anand Choudhary. 96.71% of students perceived his teaching positively.



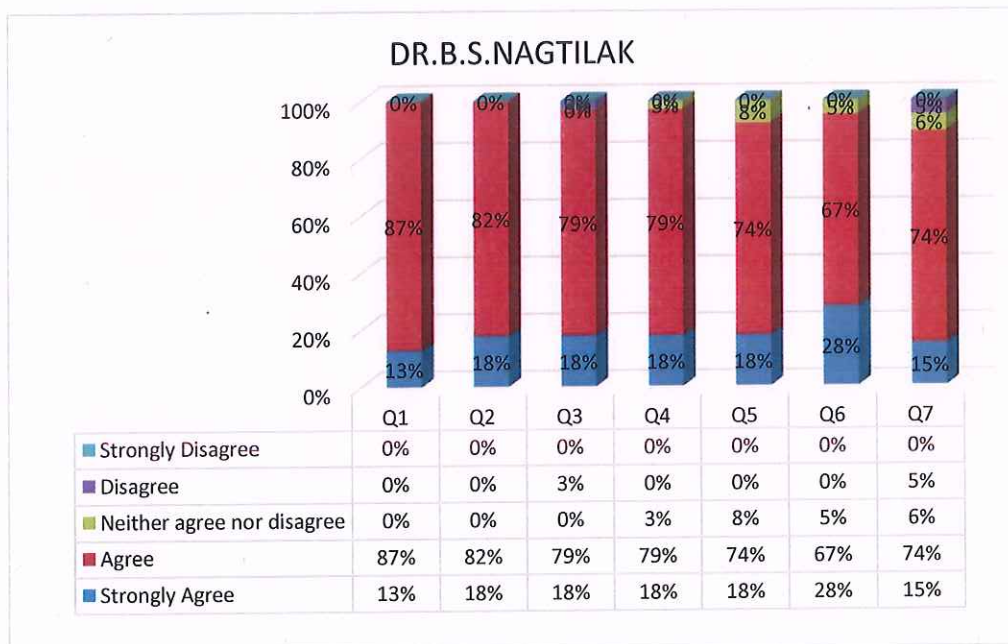

I/C Principal
 SBES College of Arts & Commerce
 Aurangabad.

Teachers Name	Faculty	Class	Student Count
Dr. B.S. Nagtilak	Arts and Commerce	BA, BCOM	39

• **Questionnaire:**

1. The teacher has in-depth knowledge of the subject.
2. The teacher completes the entire syllabus in time.
3. It is easy to understand what the teacher teaches.
4. The teacher discusses the topics and interacts in the class.
5. The teacher is punctual and regular in the class.
6. The teacher encourages participation and discussion in the class.
7. The teacher uses modern teaching aids, power point presentation, web-resources etc.

• **Response Table:**



Analysis:

It has been perceived from the above graph that 95.71% of the students are satisfied with the teaching of Dr. B.S. Nagtilak. It shows the overall satisfaction of the students with his teaching. His ease of teaching is the most satisfying factor here.

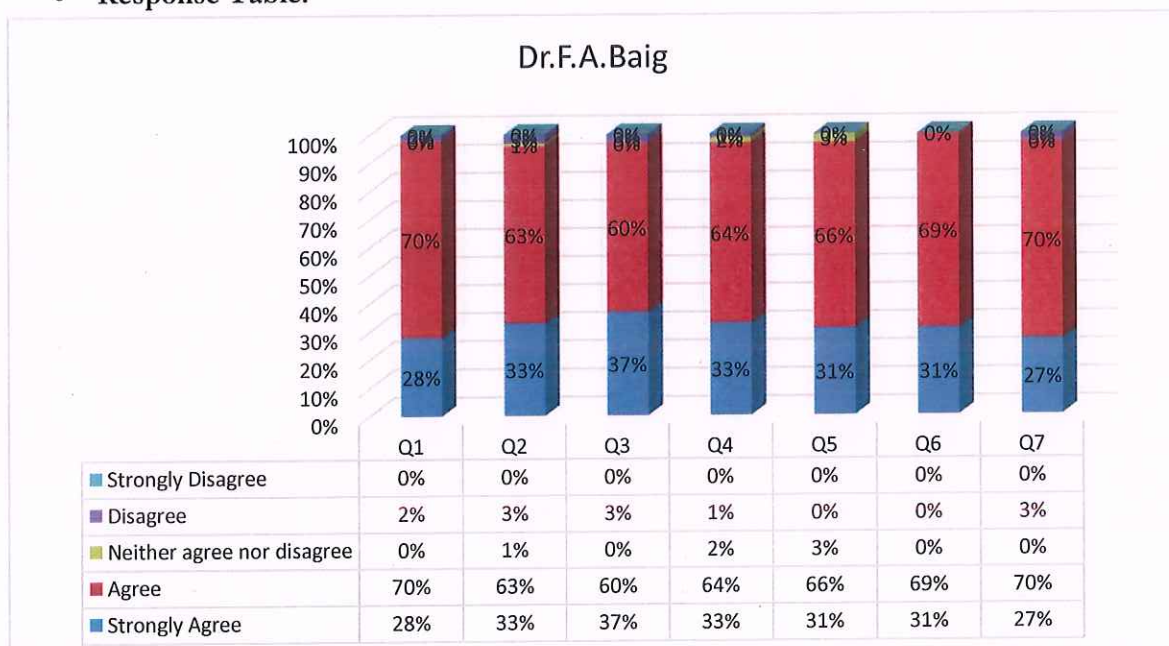


Teachers Name	Faculty	Class	Student Count
Dr. F.A. Baig	Commerce	BCOM, MCOM	67

• **Questionnaire:**

1. The teacher has in-depth knowledge of the subject.
2. The teacher completes the entire syllabus in time.
3. It is easy to understand what the teacher teaches.
4. The teacher discusses the topics and interacts in the class.
5. The teacher is punctual and regular in the class.
6. The teacher encourages participation and discussion in the class.
7. The teacher uses modern teaching aids, power point presentation, web-resources, etc.


• **Response Table:**



Analysis:

According to the exit feedback analysis, 97.43% of the students agreed with all the statements regarding the achievement of learning outcomes and the quality of teaching by Dr. F. A. Baig.



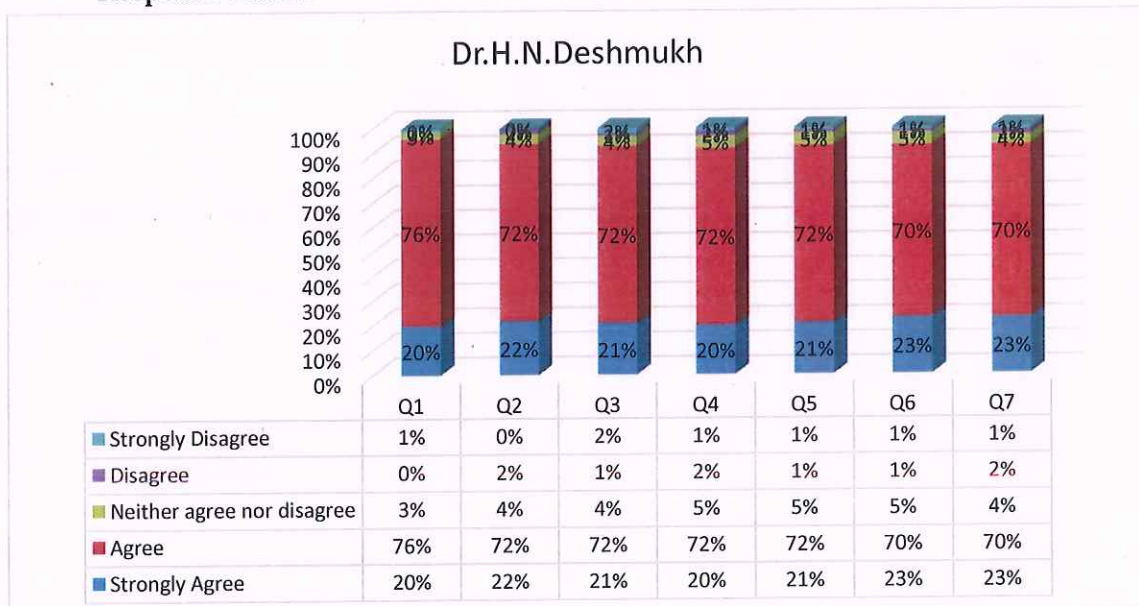

 I/C Principal
 SBES College of Arts & Commerce
 Aurangabad.

Teachers Name	Faculty	Class	Student Count
Dr. H. N. Deshmukh	Commerce	BCOM MCOM	213

• **Questionnaire:**

1. The teacher has in-depth knowledge of the subject.
2. The teacher completes the entire syllabus in time.
3. It is easy to understand what the teacher teaches.
4. The teacher discusses the topics and interacts in the class.
5. The teacher is punctual and regular in the class.
6. The teacher encourages participation and discussion in the class.
7. The teacher uses modern teaching aids, power point presentation, web-resources, etc.

• **Response Table:**



Analysis:

According to online student feedback, 93.43% of the students agreed with all the statements. His easy way of teaching, encouragement of participation and discussion in the class, and use of modern teaching techniques were perceived positively.

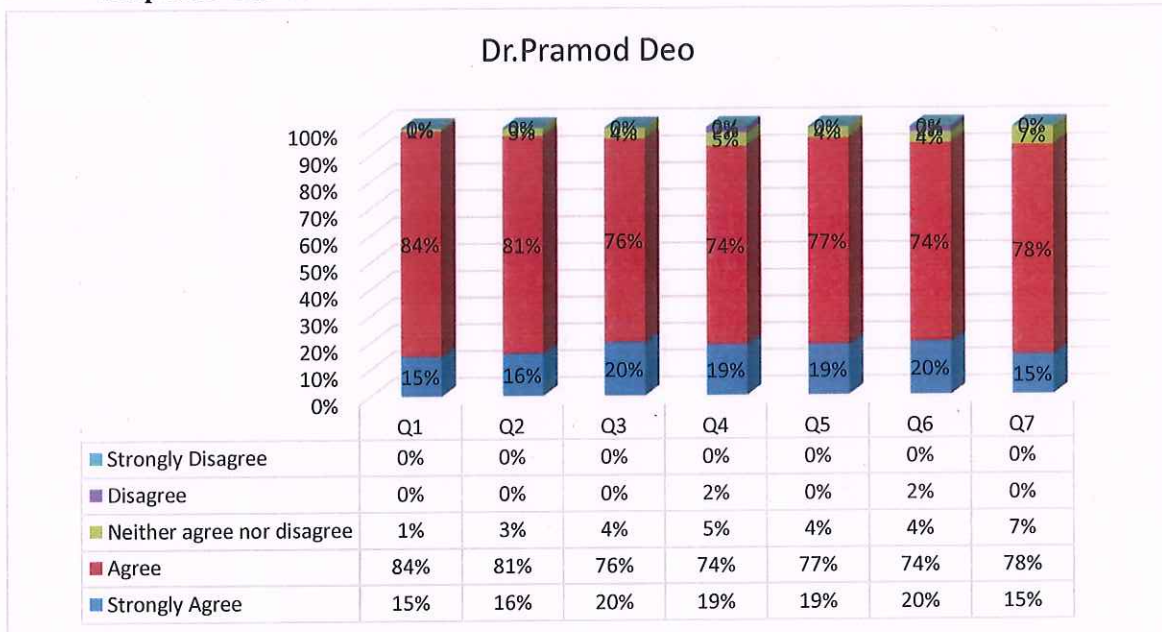


Teachers Name	Faculty	Class	Student Count
Dr. P.P. Deo	Commerce	BCOM MCOM	124

• **Questionnaire:**

1. The teacher has in-depth knowledge of the subject.
2. The teacher completes the entire syllabus in time.
3. It is easy to understand what the teacher teaches.
4. The teacher discusses the topics and interacts in the class.
5. The teacher is punctual and regular in the class.
6. The teacher encourages participation and discussion in the class.
7. The teacher uses modern teaching aids, power point presentation, web-resources, etc.

• **Response Table:**



Analysis:

It is observed from the above graph and table that 95.57% of the students agreed with all positively-perceived statements. 93% of the students agreed with the statement that 'the teacher discusses the topics and interacts in the class.'

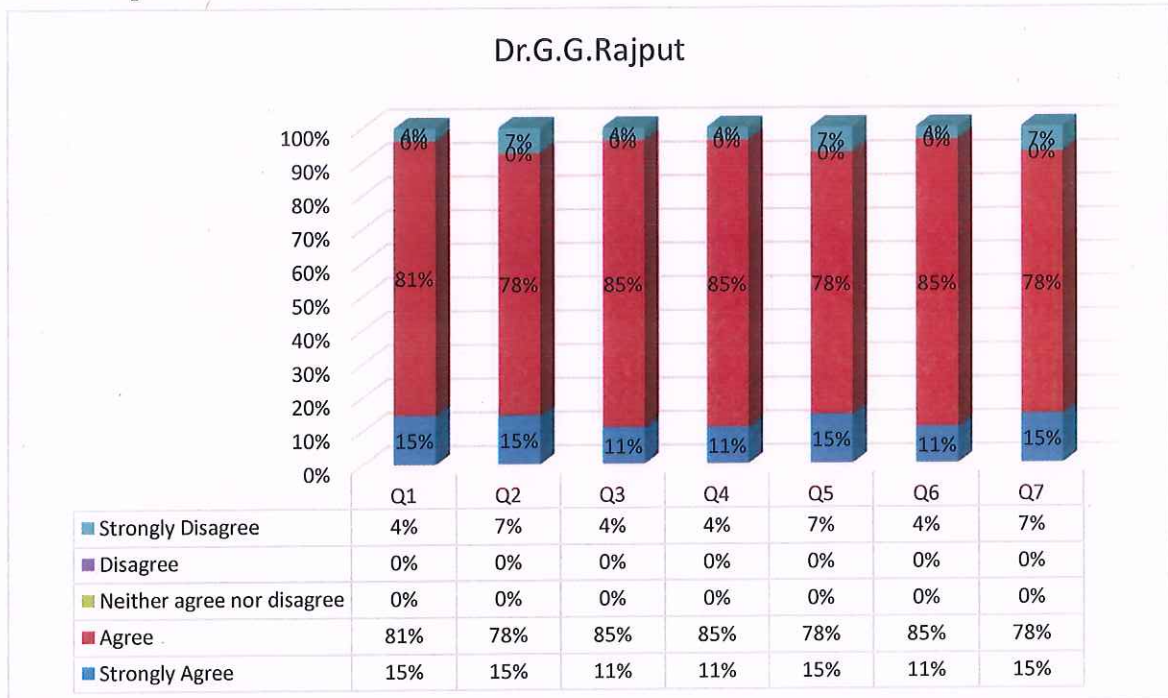


Teachers Name	Faculty	Class	Student Count
Dr. G. G. Rajput	Arts and Commerce	BA , BCOM	27

• **Questionnaire:**

1. The teacher has in-depth knowledge of the subject.
2. The teacher completes the entire syllabus in time.
3. It is easy to understand what the teacher teaches.
4. The teacher discusses the topics and interacts in the class.
5. The teacher is punctual and regular in the class.
6. The teacher encourages participation and discussion in the class.
7. The teacher uses modern teaching aids, power point presentation, web-resources, etc.


• **Response Table:**



Analysis:

According to the data presented above, 95.15 % of students are satisfied with Dr. Rajput's teaching.



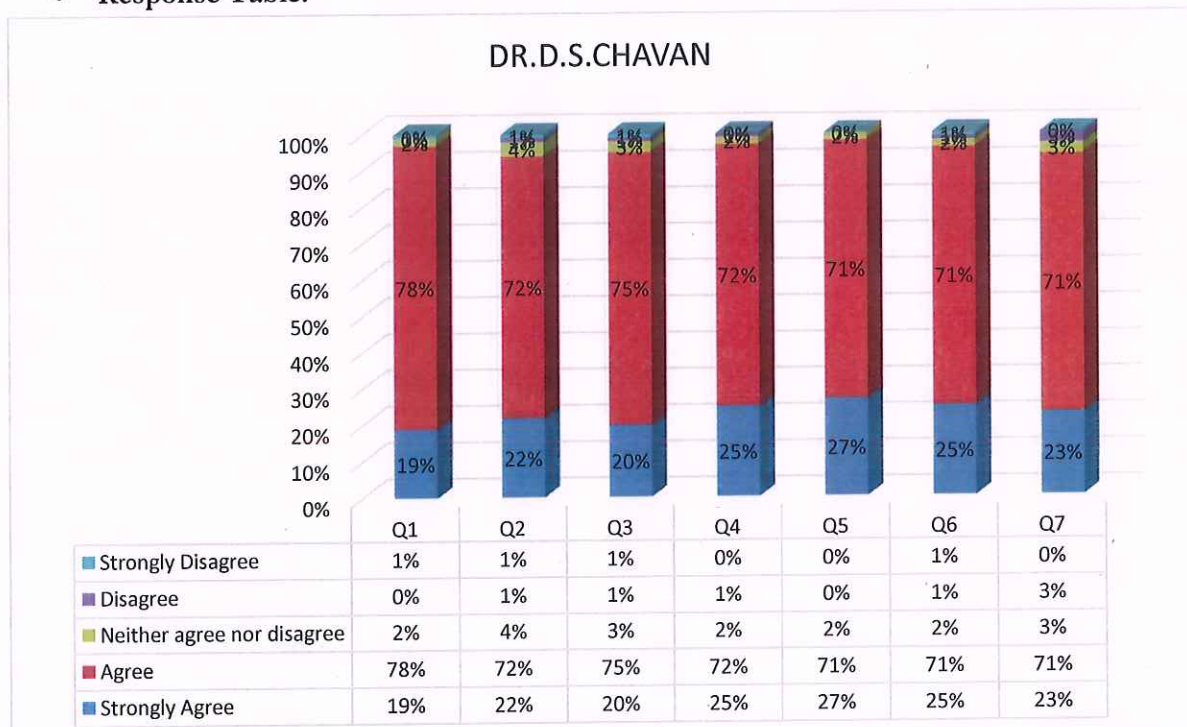

 I/C Principal
 SBES College of Arts & Commerce
 Aurangabad.

Teacher Name	Faculty	Class	Students Count
Dr. D. S. Chavan	Commerce	BCOM, MCOM	217

• **Questionnaire:**

1. The teacher has in-depth knowledge of the subject.
2. The teacher completes the entire syllabus in time.
3. It is easy to understand what the teacher teaches.
4. The teacher discusses the topics and interacts in the class.
5. The teacher is punctual and regular in the class.
6. The teacher encourages participation and discussion in the class.
7. The teacher uses modern teaching aids, power point presentation, web-resources, etc.


• **Response Table:**



Analysis:

The above table and graph indicate that the teaching of Dr. D. S. Chavan is perceived positively. 95.86% of the students are satisfied with his teaching. His in-depth knowledge and punctuality are the most satisfactory factors observed here.



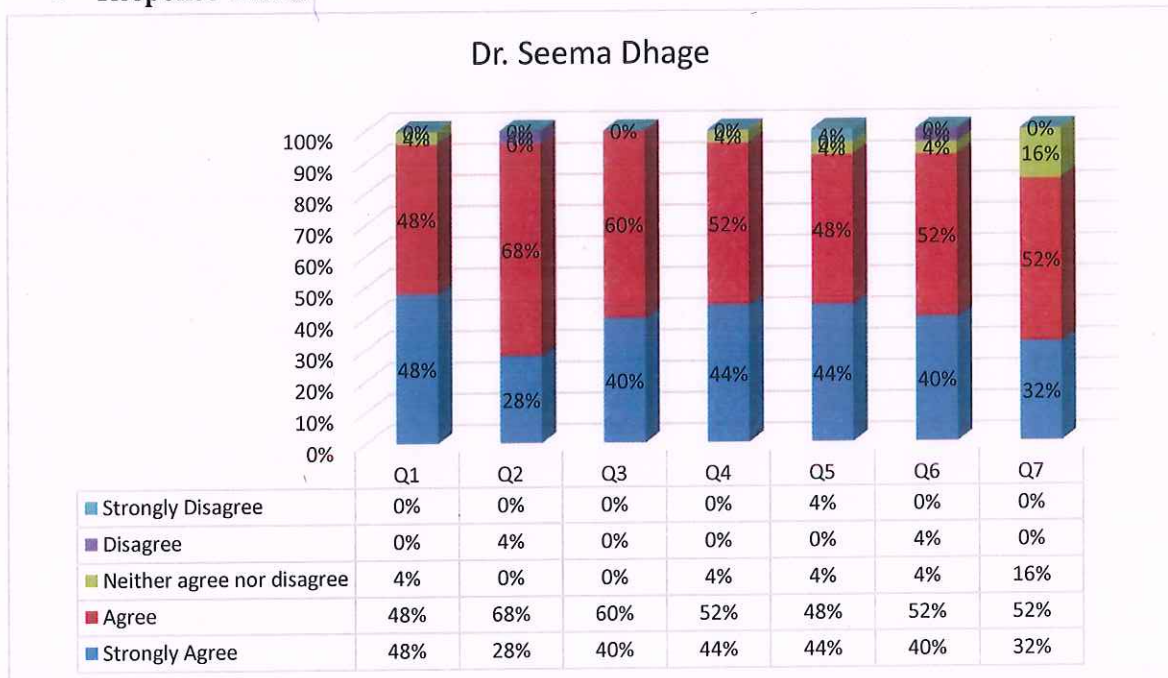

 I/C Principal
 SBES College of Arts & Commerce
 Aurangabad.

Teachers Name	Subject	Class	Student Count
Dr. Seema Dhage	Commerce	BBA/BCOM	25

- **Questionnaire:**

1. The teacher has in-depth knowledge of the subject.
2. The teacher completes the entire syllabus in time.
3. It is easy to understand what the teacher teaches.
4. The teacher discusses the topics and interacts in the class.
5. The teacher is punctual and regular in the class.
6. The teacher encourages participation and discussion in the class.
7. The teacher uses modern teaching aids, power point presentation, web-resources, etc.


- **Response Table:**



Analysis:

The above chart describes the responses of the students to the teachings of Dr. Seema Dhage. 93.71% of students expressed overall satisfaction with her teaching. Her encouragement of class participation and discussion is the most satisfying aspect of her teaching.



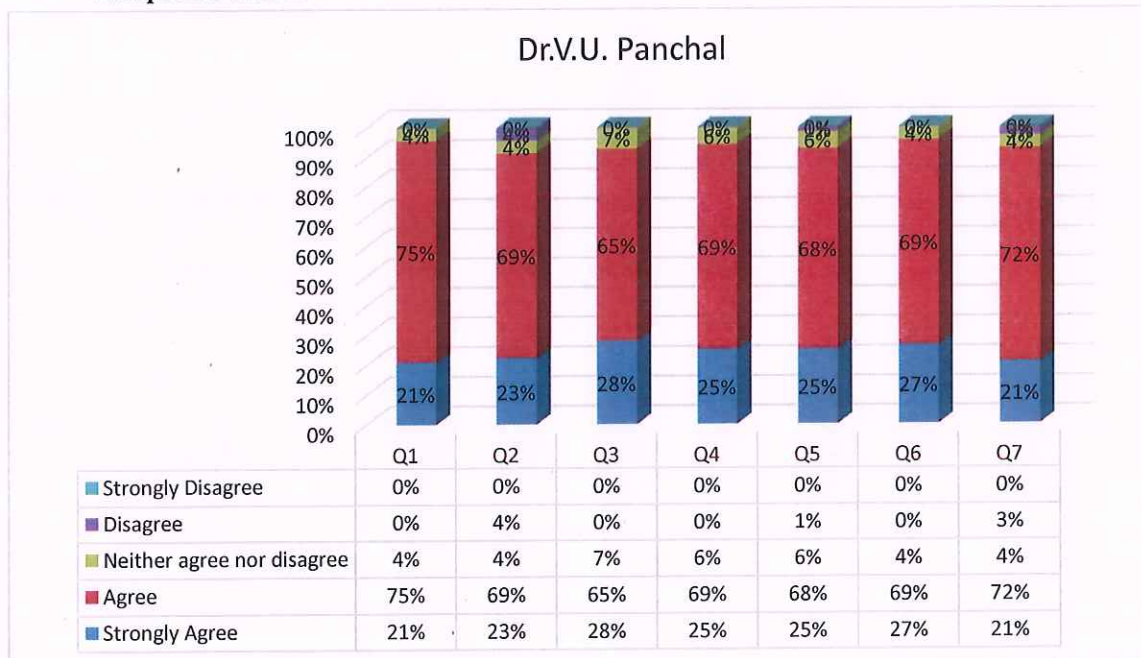

I/C Principal
SBES College of Arts & Commerce
Aurangabad.

Teachers Name	Faculty	Class	Student Count
Dr. V.U. Panchal	Commerce and Management Science	BCOM, BBA, BCA	71

• **Questionnaire:**

1. The teacher has in-depth knowledge of the subject.
2. The teacher completes the entire syllabus in time.
3. It is easy to understand what the teacher teaches.
4. The teacher discusses the topics and interacts in the class.
5. The teacher is punctual and regular in the class.
6. The teacher encourages participation and discussion in the class.
7. The teacher uses modern teaching aids, power point presentation, web-resources, etc.


• **Response Table:**



Analysis:

The above table reveals that 93.86% of the students are satisfied with all aspects of teaching of Dr. V. U. Panchal. The most satisfying factor observed here is the completion of the entire syllabus in time.



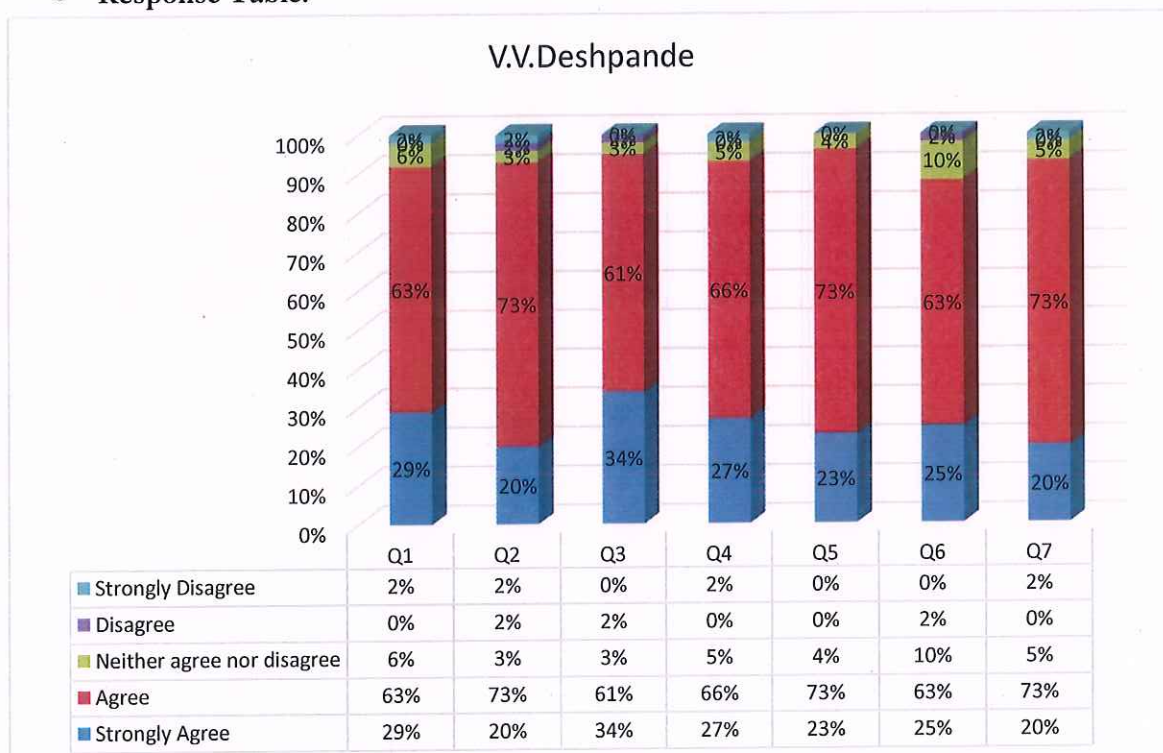

 I/C Principal
 SBES College of Arts & Commerce
 Aurangabad.

Teachers Name	Faculty	Class	Student Count
Dr. V. V. Deshpande	Arts and Commerce	BCOM BA	56

• **Questionnaire:**

1. The teacher has in-depth knowledge of the subject.
2. The teacher completes the entire syllabus in time.
3. It is easy to understand what the teacher teaches.
4. The teacher discusses the topics and interacts in the class.
5. The teacher is punctual and regular in the class.
6. The teacher encourages participation and discussion in the class.
7. The teacher uses modern teaching aids, power point presentation, web-resources, etc.

• **Response Table:**



Analysis:

The table and graph above show that all the aspects of teaching of Dr. V.V. Deshpande are perceived positively. 92.86% of the students are satisfied with all the aspects of her teaching.

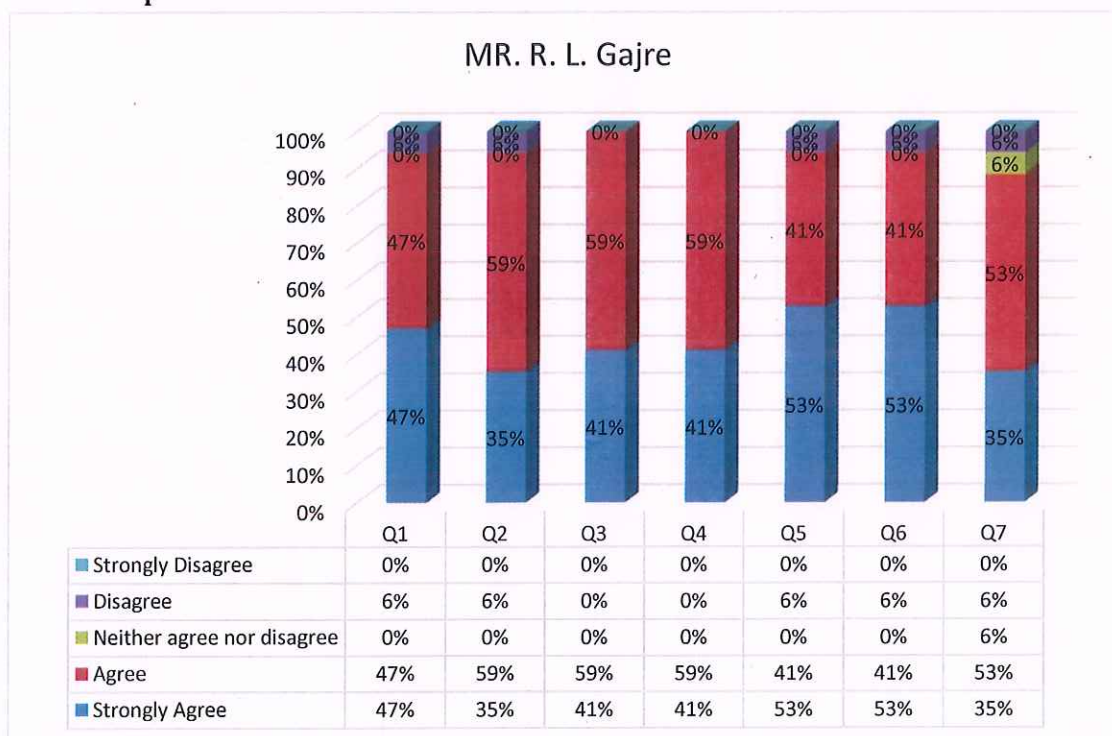


Teachers Name	Faculty	Class	Student Count
Mr. R. L. Gajre	Management Science	BBA/BCA	17

- Questionnaire:**

1. The teacher has in-depth knowledge of the subject.
2. The teacher completes the entire syllabus in time.
3. It is easy to understand what the teacher teaches.
4. The teacher discusses the topics and interacts in the class.
5. The teacher is punctual and regular in the class.
6. The teacher encourages participation and discussion in the class.
7. The teacher uses modern teaching aids, power point presentation, web-resources, etc.


- Response Table:**



Analysis:

According to the above table and graph, Mr. R. L. Gajre's teaching is satisfactory for 94.86% of the students. His easy style of teaching and his interaction with the students are expressed as the most satisfactory factors of his teaching.



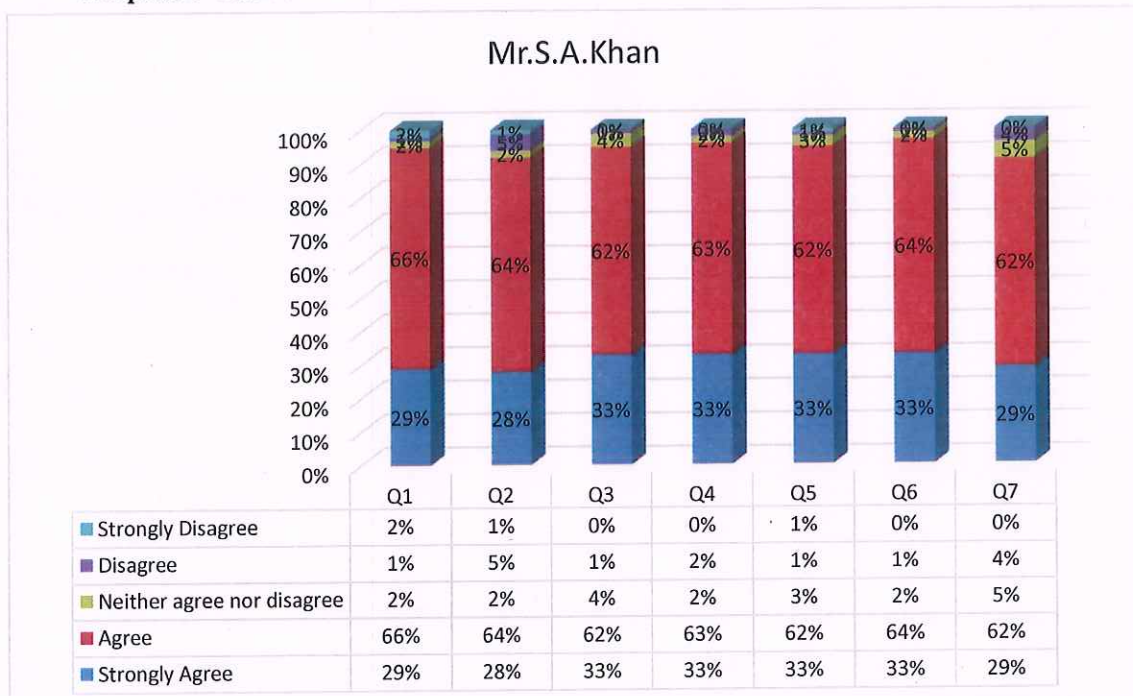

 I/C Principal
 SBES College of Arts & Commerce
 Aurangabad.

Teachers Name	Faculty	Class	Student Count
Mr. S. A. Khan	Commerce	BCOM	146

- **Questionnaire:**

1. The teacher has in-depth knowledge of the subject.
2. The teacher completes the entire syllabus in time.
3. It is easy to understand what the teacher teaches.
4. The teacher discusses the topics and interacts in the class.
5. The teacher is punctual and regular in the class.
6. The teacher encourages participation and discussion in the class.
7. The teacher uses modern teaching aids, power point presentation, web-resources, etc.


- **Response Table:**



Analysis:

It is revealed from the above data that 94.43% of the students are satisfied with the teaching of Mr. S. A. Khan. All the aspects of his teaching are perceived positively.



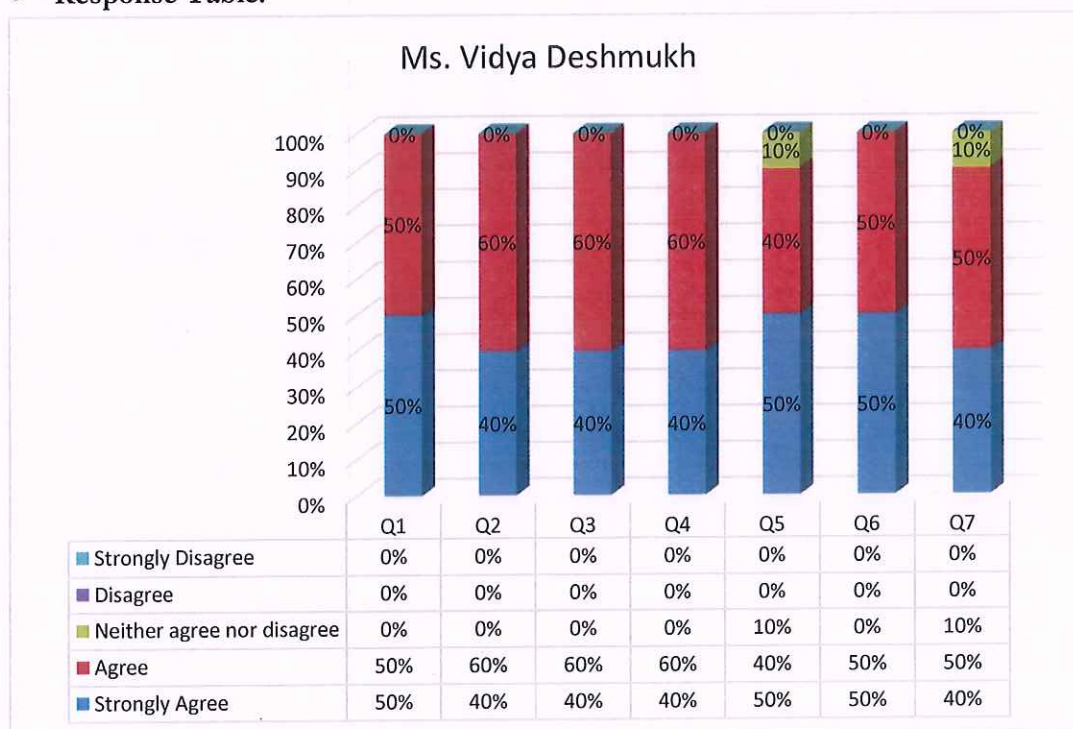

 I/C Principal
 SBES College of Arts & Commerce
 Aurangabad.

Teachers Name	Faculty	Class	Student Count
Prof. Vidya Deshmukh	Management Science	BBA/BCA	10

• **Questionnaire:**

1. The teacher has in-depth knowledge of the subject.
2. The teacher completes the entire syllabus in time.
3. It is easy to understand what the teacher teaches.
4. The teacher discusses the topics and interacts in the class.
5. The teacher is punctual and regular in the class.
6. The teacher encourages participation and discussion in the class.
7. The teacher uses modern teaching aids, power point presentation, web-resources, etc.

• **Response Table:**



Analysis:

It is observed from the above data that 97.14 % of the students are satisfied with the teaching of Mrs. Vidya Deshmukh. All the aspects of her teaching are perceived positively.

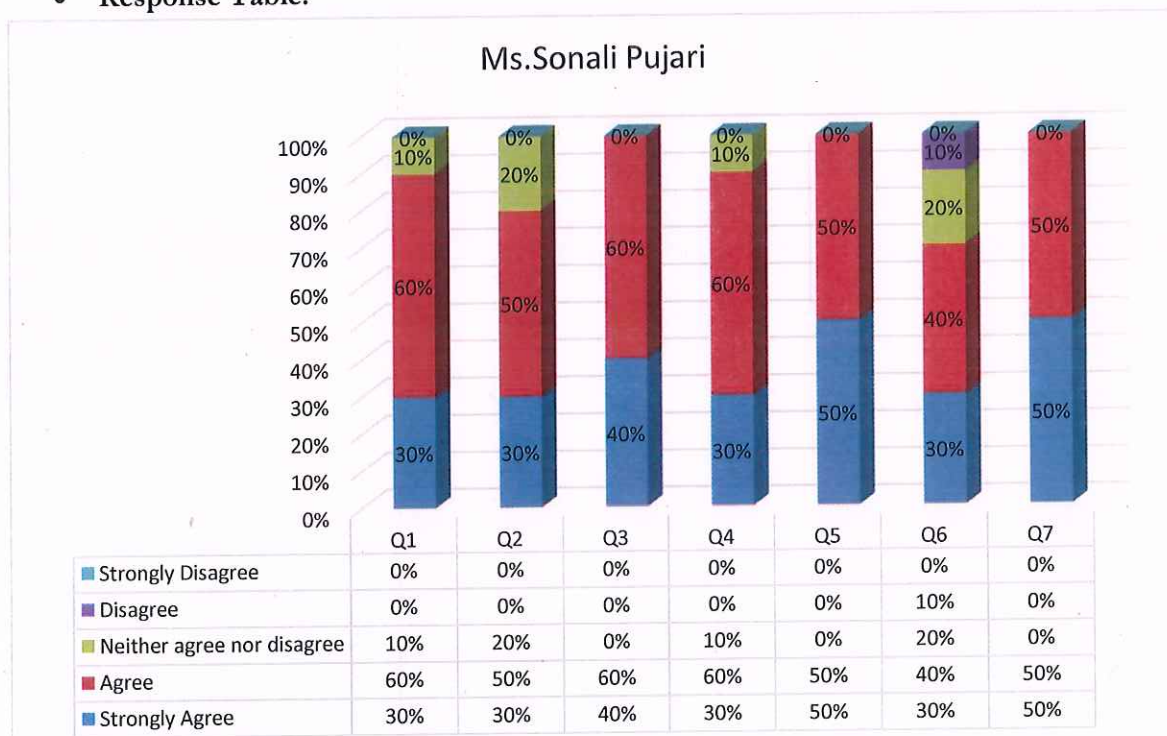


Teachers Name	Faculty	Class	Student Count
Ms. Sonal Pujari	Management Science	BBA/BCA	10

• **Questionnaire:**

1. The teacher has in-depth knowledge of the subject.
2. The teacher completes the entire syllabus in time.
3. It is easy to understand what the teacher teaches.
4. The teacher discusses the topics and interacts in the class.
5. The teacher is punctual and regular in the class.
6. The teacher encourages participation and discussion in the class.
7. The teacher uses modern teaching aids, power point presentation, web-resources, etc.

• **Response Table:**



Analysis:

It can be seen from the above data that 90% of the students are satisfied with the teaching of Ms. Sonal Pujari. All the aspects of her teaching are perceived positively. 100% of the students are satisfied with the two most satisfying aspects of her teaching were her easy way of teaching and punctuality in the class.

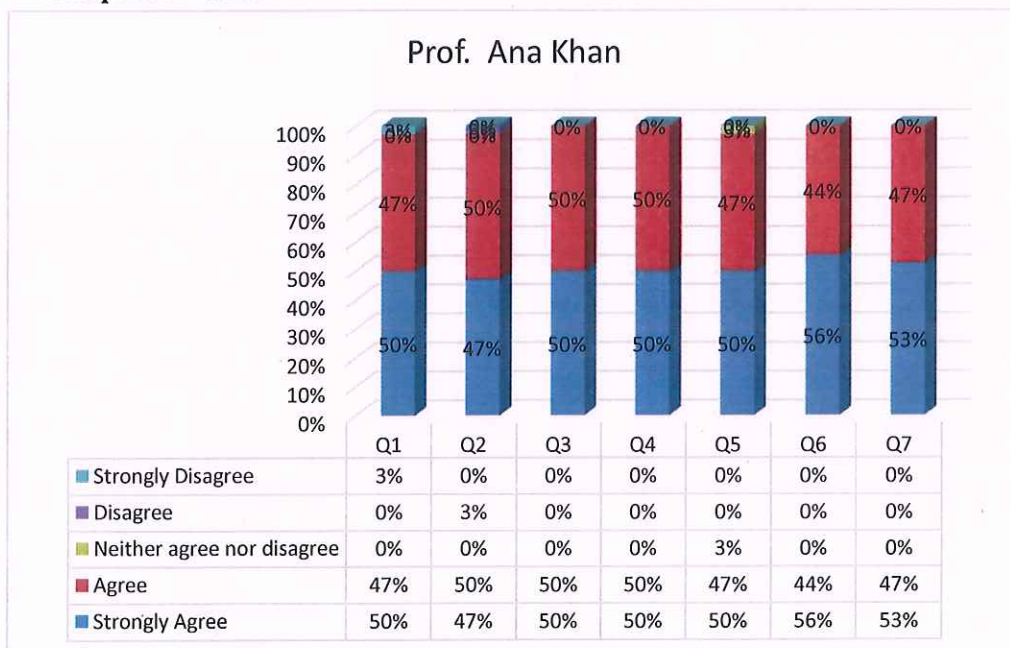


Teachers Name	Faculty	Class	Student Count
Ms. Ana Khan	Management Science	BBA/BCA	36

• **Questionnaire:**

1. The teacher has in-depth knowledge of the subject.
2. The teacher completes the entire syllabus in time.
3. It is easy to understand what the teacher teaches.
4. The teacher discusses the topics and interacts in the class.
5. The teacher is punctual and regular in the class.
6. The teacher encourages participation and discussion in the class.
7. The teacher uses modern teaching aids, power point presentation, web-resources, etc.

• **Response Table:**



Analysis:

It is revealed from the above data that 98.71% of the students are satisfied with the teaching of Ms. Ana Khan. All the aspects of her teaching are perceived positively. Ease of teaching, encouragement for interaction, and use of modern technology are the most satisfactory factors of her teaching.

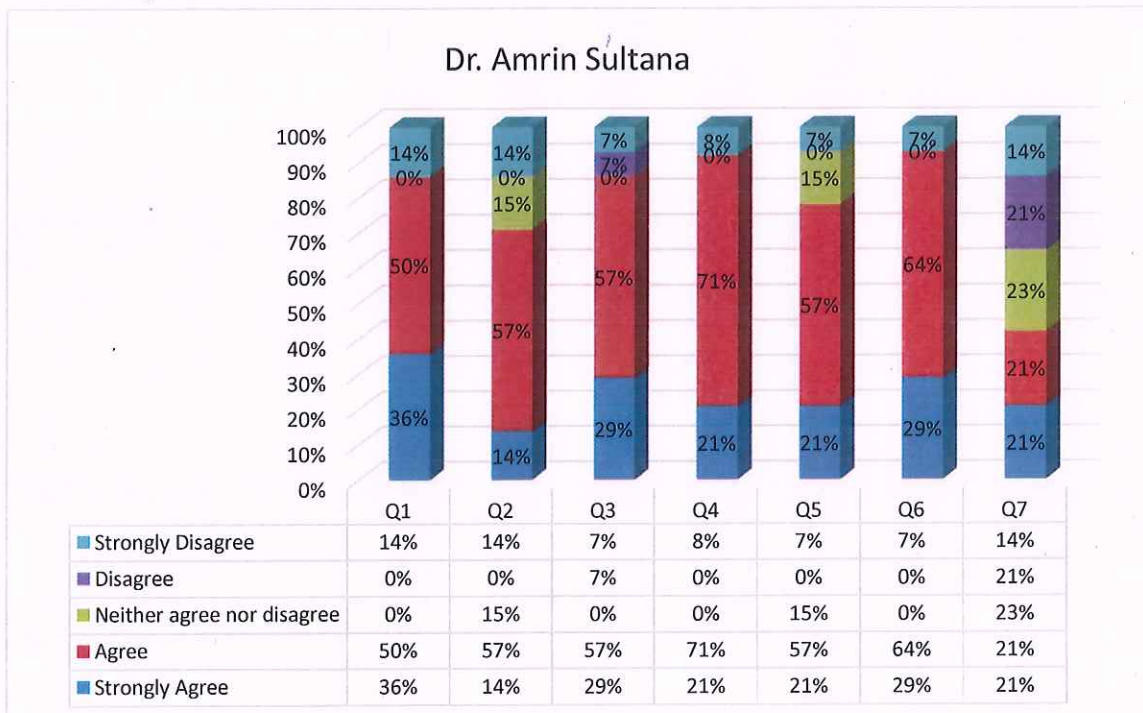


Teachers Name	Faculty	Class	Student Count
Dr. Amreen Sultana	Arts	BA	14

• **Questionnaire:**

1. The teacher has in-depth knowledge of the subject.
2. The teacher completes the entire syllabus in time.
3. It is easy to understand what the teacher teaches.
4. The teacher discusses the topics and interacts in the class.
5. The teacher is punctual and regular in the class.
6. The teacher encourages participation and discussion in the class.
7. The teacher uses modern teaching aids, power point presentation, web-resources, etc.


• **Response Table:**



Analysis:

According to the data presented above, 78.28% of students are satisfied with Dr. Amreen's teaching. All the aspects of her teaching are perceived positively. The use of modern technology is the most dissatisfying factor observed here.



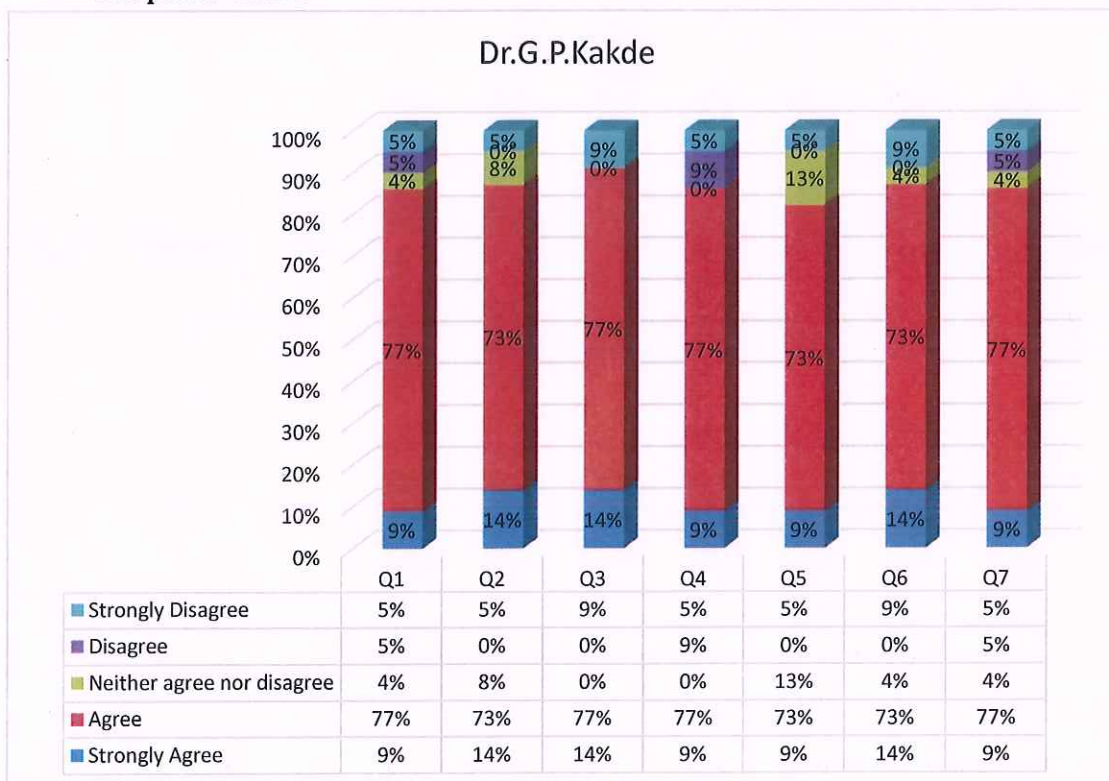

 I/C Principal
 SBES College of Arts & Commerce
 Aurangabad.

Teachers Name	Faculty	Class	Student Count
Dr. G. P. Kakade	Arts and Commerce	BA/BCOM	22

• **Questionnaire:**

1. The teacher has in-depth knowledge of the subject.
2. The teacher completes the entire syllabus in time.
3. It is easy to understand what the teacher teaches.
4. The teacher discusses the topics and interacts in the class.
5. The teacher is punctual and regular in the class.
6. The teacher encourages participation and discussion in the class.
7. The teacher uses modern teaching aids, power point presentation, web-resources,etc.


• **Response Table:**



Analysis:

It is revealed from the above data that 86.43% of the students are satisfied with the teaching of Dr. G. P. Kakade. All the aspects of his teaching are perceived positively. His ease of teaching is the most satisfying factor observed here.



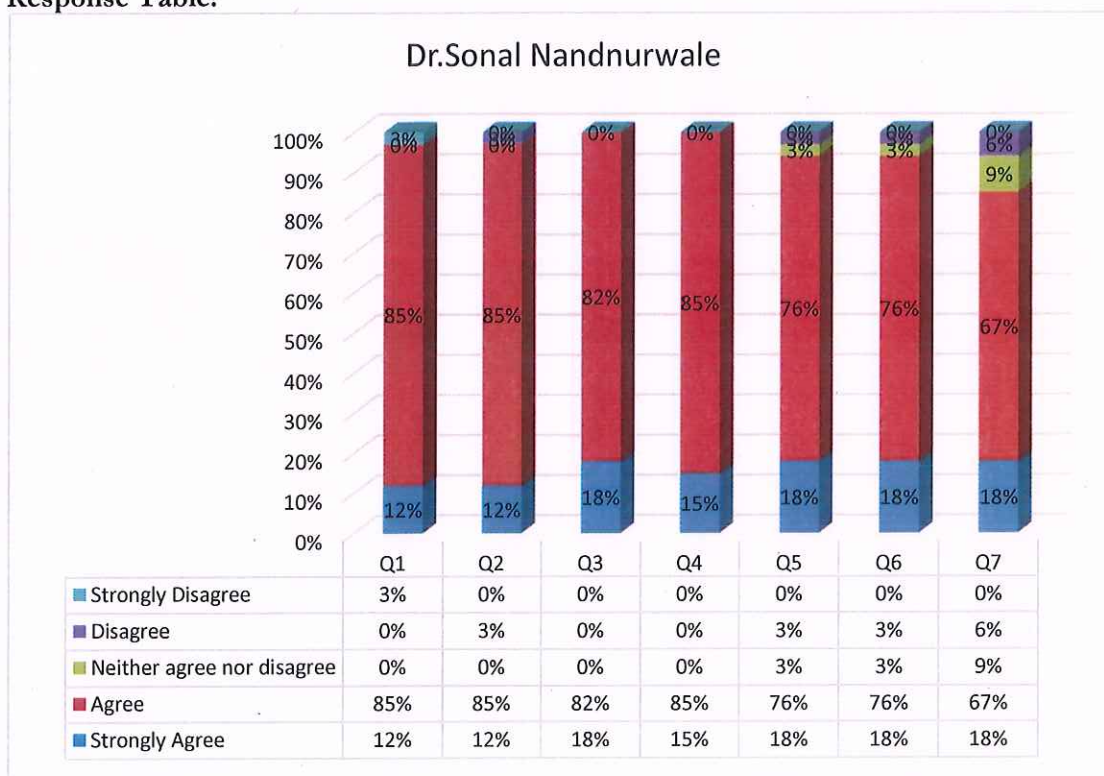

 I/C Principal
 SBES College of Arts & Commerce
 Aurangabad.

Teachers Name	Faculty	Class	Student Count
Dr. Sonal Nandnurwale	Arts and Commerce	BA/BCOM	33

- **Questionnaire:**

1. The teacher has in-depth knowledge of the subject.
2. The teacher completes the entire syllabus in time.
3. It is easy to understand what the teacher teaches.
4. The teacher discusses the topics and interacts in the class.
5. The teacher is punctual and regular in the class.
6. The teacher encourages participation and discussion in the class.
7. The teacher uses modern teaching aids, power point presentation, web-resources, etc.


- **Response Table:**



Analysis:

It is observed from the above data that 95.29% of the students are satisfied with the teaching of Dr. Sonal Nandnurwale. All the aspects of her teaching are perceived positively. Her easy way of teaching and interaction with the students are observed to be the most satisfactory factors here.



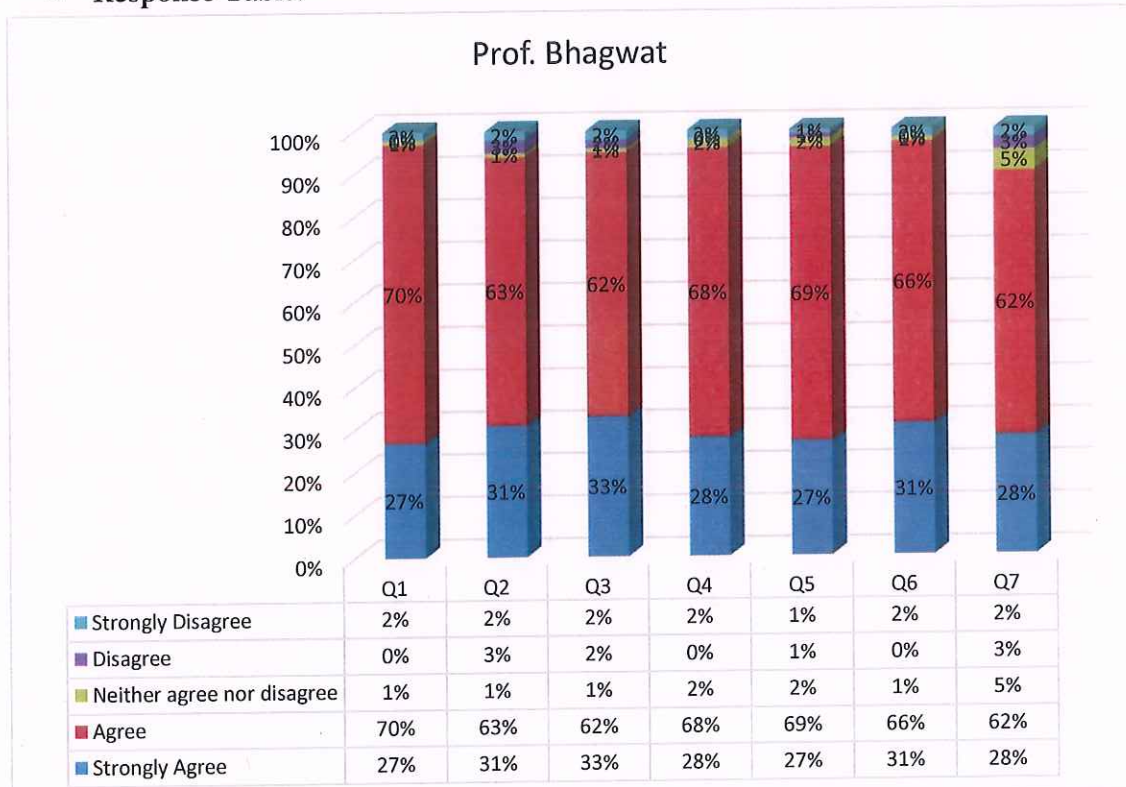

I/C Principal
 SBES College of Arts & Commerce
 Aurangabad.

Teachers Name	Faculty	Class	Student Count
Ms. Bhagwat K. B.	Arts and Commerce	BA /BCOM	125

• **Questionnaire:**

1. The teacher has in-depth knowledge of the subject.
2. The teacher completes the entire syllabus in time.
3. It is easy to understand what the teacher teaches.
4. The teacher discusses the topics and interacts in the class.
5. The teacher is punctual and regular in the class.
6. The teacher encourages participation and discussion in the class.
7. The teacher uses modern teaching aids, power point presentation, web-resources, etc.


• **Response Table:**



Analysis:

It can be observed from the above data that 95% of the students are satisfied with the teaching of Ms. K. B. Bhagwat. All the aspects of her teaching are perceived positively.



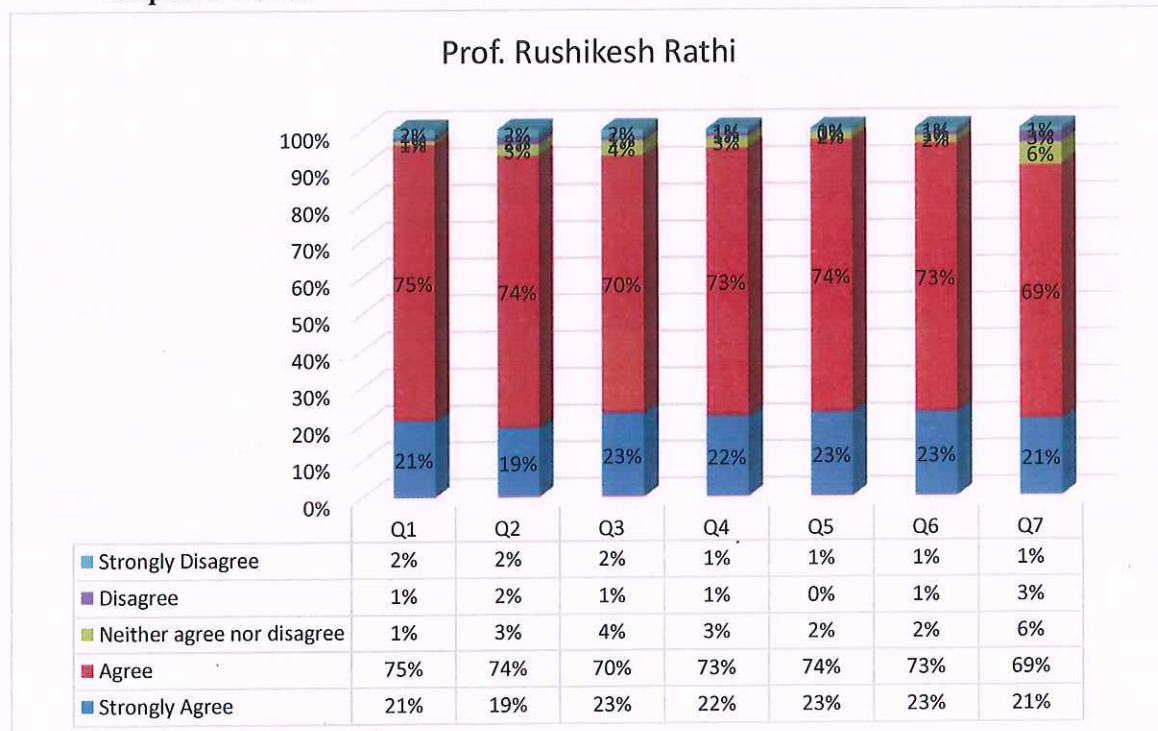

I/C Principal
SBES College of Arts & Commerce
Aurangabad.

Teachers Name	Faculty	Class	Student Count
Mr. Rushikesh Rathi	Commerce	BCOM	160

• **Questionnaire:**


1. The teacher has in-depth knowledge of the subject.
2. The teacher completes the entire syllabus in time.
3. It is easy to understand what the teacher teaches.
4. The teacher discusses the topics and interacts in the class.
5. The teacher is punctual and regular in the class.
6. The teacher encourages participation and discussion in the class.
7. The teacher uses modern teaching aids, power point presentation, web-resources, etc.

• **Response Table:**



Analysis:

It is revealed from the above data that 94.29% of the students are satisfied with the teaching of CA Rushikesh Rathi. All the aspects of his teaching are perceived positively. His in-depth knowledge of the subject is observed to be the most satisfying factor here.



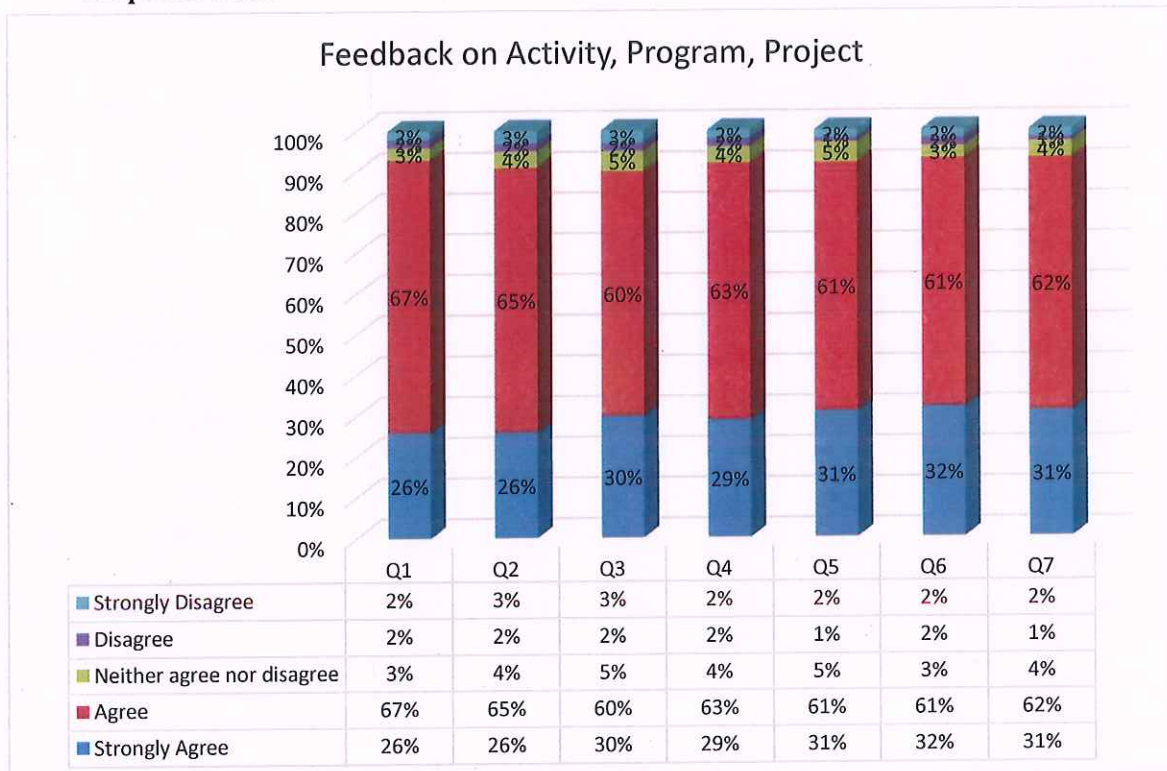
I/C Principal
SBES College of Arts & Commerce
Aurangabad.

4) STUDENTS FEEDBACK ON ACTIVITY/ PROGRAM/ PROJECT

- **Questionnaire:**

1. The Activity/Program/Project is relevant.
2. The Objectives of the Activity/Program/Project are accomplished
3. The Activity/Program/Project is properly planned.
4. The Activity/Program/Project is well-administered.
5. The Activity/Program/Project is creative and innovative.
6. The Activity/Program/Project helped in overall Personality Development.
7. The Activity/Program/Project provided an opportunity for participation and contribution.


- **Response table:**



Analysis:

Feedback survey for each activity is used to measure students' perceptions of the learning context. It assists in the identification of areas of strength and areas needing improvement in College activity, program, and project offerings. It is revealed from the data that 92% of the students agreed with the all-positive statements. They observed that the activities, programs, and projects were relevant, properly planned, well-administered, and innovative, which helped them to develop their personalities. It is clear from the graph that students had the opportunity to participate and contribute.





I/C Principal
SBES College of Arts & Commerce
Aurangabad.

5) STUDENTS FEEDBACK ON INSTITUTIONAL PERFORMANCE

- **Questionnaire:**

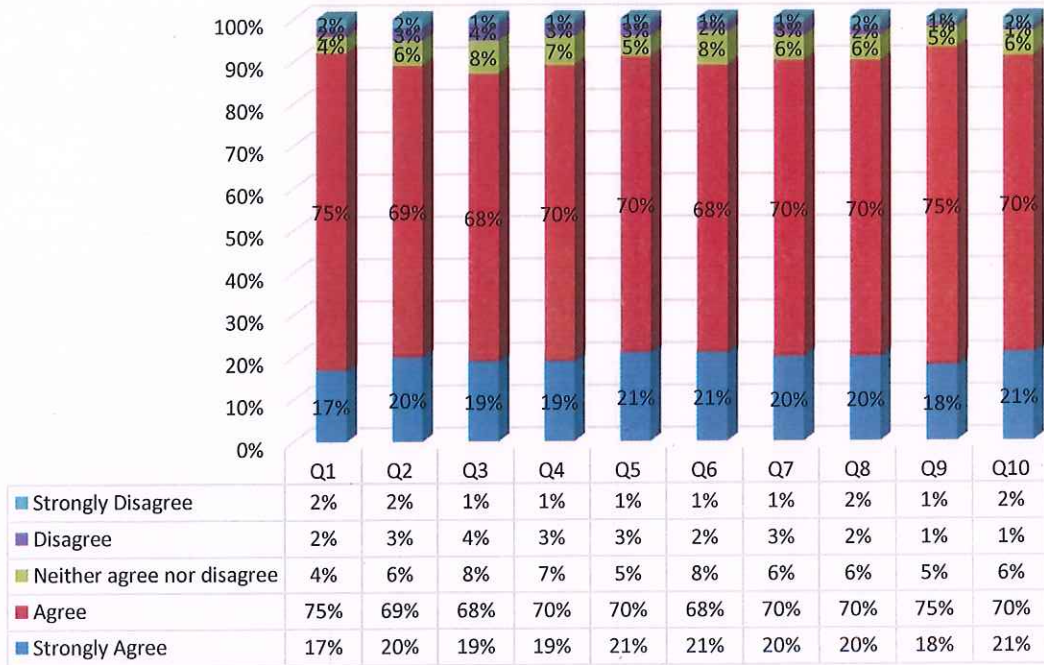
1. The courses, optional subjects, and admission process are easy to understand.
2. The College has competent teachers, a learning environment that is fair, and transparent evaluative methods.
3. The College provides research training and extension opportunities for students' progression.
4. The College's infrastructure, resources, and facilities are proper for education.
5. Various co-curricular and extra-curricular activities are undertaken (NCC, NSS, Cultural, Music, Drama, Sports)
6. The College provides various scholarships, free-ships, concessions, and awards.
7. Students are involved in leadership opportunities and decision-making through Student Council, clubs, committees, and forums.
8. The administration and College office are student-centric and helpful.
9. The students belonging to various sections and genders are given equal opportunities for academic growth and overall personality development
10. The College has an environment-friendly policy, grievance redressal, and a value-based approach.




I/C Principal
SBES College of Arts & Commerce
Aurangabad.

• Response table:

Student's Feedback of Institutional Performance



Analysis:

Feedback about the institute is also taken once a year from all the students. This includes feedback on the facilities and the infrastructure of the institute. It is evident from the above graph that 90.10% of the students are satisfied with all the aspects of institutional performance. 91% of students agreed with the statements that students belonging to various sections and genders are given equal opportunities for academic growth and overall personality development.



I/C Principal
 SBES College of Arts & Commerce
 Aurangabad.

Action Taken Report on Feedback 2021—2022

Sr. No.	Feedback	Need of action	Action taken
1)	Curriculum Feedback of Students		
	BAFY	i) Need-based course required. ii) Syllabus should have balance in theory and application.	Issues were discussed in the CDC meeting held on 25 May 2022.
	BASY	i) Need to clear aims and objectives to the students and teacher. ii) Need sufficient no. of optional papers.	Issues were discussed in the CDC meeting held on 25 May 2022.
	BATY	i) The syllabus should be suitable for the course.	Issue was discussed in the CDC meeting held on 25 May 2022.
	BBAFY	No action required	-
	BBASY	No action required	-
	BBATY	i) There should be sufficient no. of optional papers.	Issue was discussed in the CDC meeting held on 25 May 2022.
	BCAFY	ii) The syllabus should have balance in theory and application.	Issue was discussed in the CDC meeting held on 25 May 2022.
	BCASY	No action required.	-
	BCATY	No action required.	-
	BCOM FY	No action required.	-
	BCOM SY	Needs sufficient no. of optional papers	Issue was discussed in the CDC meeting held on 25 May 2022.
	BCOM TY	No action required	-
	MCOM FY	i) The syllabus should have a balance between theory and application.	Issue was discussed in the CDC meeting held on 25 May 2022.
	MCOM SY	No action required	-
2)	Curriculum Feedback by Teachers	The syllabus should have a balance between theory and application.	
3)	Curriculum Feedback by Parents	No action required	
4)	Curriculum Feedback by Alumni	No action required	
5)	Curriculum Feedback by	No action required	



I/C Principal
SBES College of Arts & Commerce
Aurangabad.

6)	Teachers feedback by Students	Teacher should use modern technology while teaching	Issue was discussed in the departmental meeting.
	Dr. A.V. Chaudhari		
	Dr. B. S. Nagtilak		
	Dr. D. S. Chavan		
	Dr. F. A. Baig		
	Dr. H. N. Deshmukh		
	Dr. Pramod Deo		
	Dr. Seema Dhage		
	Dr. V. U. Panchal		
	Dr. Vrunda Deshpande		
	Mr. R. L. Gajre		
	Mr. S. A. Khan		
	Mrs. Vidya Deshmukh		
	Ms. Sonal Pujari		
	Ms. Ana Khan		
	Dr. Amreen Sultana		
Dr. G. P. Kakade			
Dr. Sonal Nandunrwale			
Ms. K. S. Bhagwat			
7)	Students feedback on activity/project/program	No action required	
8)	Students feedback on Institutional Performance	No action required	



[Signature]
I/C Principal
SBES College of Arts & Commerce
Aurangabad.