



# SBES College of Arts and Commerce Aurangabad

## Feedback Analysis Reports (2019-2020)

Internal Quality Assurance Cell




  
I/C Principal  
SBES College of Arts & Commerce  
Aurangabad.

# Contents

	<b>Page No</b>
1. Introduction	1
2. Curriculum Feedback by Students	2
3. Curriculum Feedback by Teachers, Parents, Alumni, Employer	17
4. Teacher's Feedback by Students	21
5. Feedback on Activity, Program, Project	43
6. Student's Feedback of Institutional Performance Action Taken Report	44



  
I/C Principal  
SBES College of Arts & Commerce  
Aurangabad.

## INTRODUCTION

SBES College of Arts and Commerce is situated in Aurangabad. It is affiliated with Dr. Babasaheb Ambedkar Marathwada University, Aurangabad, Maharashtra. The College offers various courses like BCOM, BA, BCA and BBA at the Under Graduation level and MCOM at the Post-Graduation level. Presently, over 3044 students are studying in the College. The Internal Quality Assurance Cell (IQAC) of the College has continuously been working on quality improvement and the betterment of student learning experiences. In order to analyze the lag areas of the College and scope for further improvement, feedback from various stakeholders has been received. This report focuses on the feedback of students on the Syllabus and Teachers.


## DATA COLLECTION AND ANALYSIS

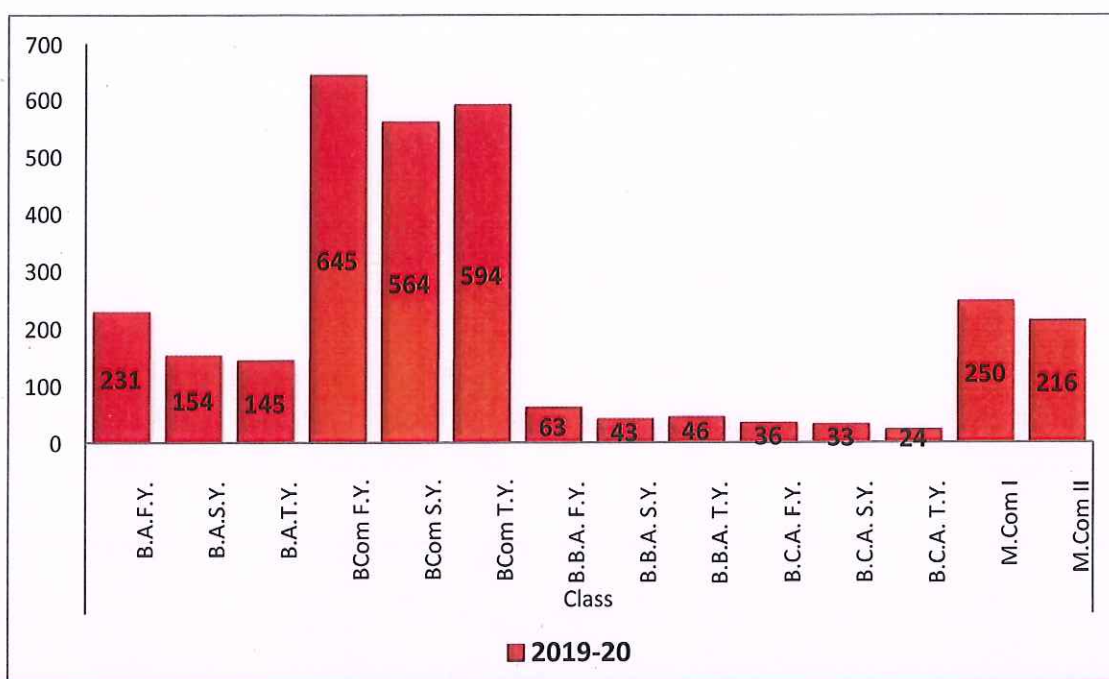
An effort was made to receive feedback from all the students of the College. For this purpose, 5 Google forms were created and sent to the students. As many as 3106 responses have been received on the overall feedback and a total of 1206 responses have been received on Teachers from the students. In order to arrive at comprehensive results, useful statistical tools have been used. For the effective presentation of the data, various types of graphs have been used.

## CLASS-WISE STUDENTS' STRENGTH 2019-2020

Year	Class	Student Strength
2020-21	BAFY	231
	BASY	154
	BATY	145
	BCOM FY	645
	BCOM SY	564
	BCOM TY	594
	BBA FY	63
	BBA SY	43
	BBA TY	46
	BCA FY	36
	BCA SY	33
	BCA TY	24
	MCOM FY	250
	MCOM SY	216



  
I/C Principal  
SBES College of Arts & Commerce  
Aurangabad.



### FEEDBACK BY STUDENTS (CLASS-WISE)

To analyze the lag areas of the College and the scope for further improvement, feedback from various stakeholders have been collected. These feedbacks were on the

- Syllabus and Teachers, Activity/Programs/Projects, and Institutional Performance.
- Curriculum Feedback by Students
- Curriculum Feedback by Teachers, Parents, Alumni, Employer
- Teacher's Feedback by Students
- Feedback on Activity, Program, Project
- Student's Feedback of Institutional Performance

### CURRICULUM FEEDBACK BY STUDENTS

The College is affiliated with Dr. Babasaheb Ambedkar Marathwada University, Aurangabad. It follows the Syllabus prescribed by the university. Curriculum feedback by the students was collected class-wise to know the students' satisfaction towards the curriculum and learning. The feedback will be used for Syllabus revision, restructuring of the curriculum and quality improvement of the program. The following questionnaire is used to know the perception of the students. To analyze the responses on Syllabus, various questions were asked, and 795 responses were collected from the students.



*I/C Principal*  
SBES College of Arts & Commerce  
Aurangabad.

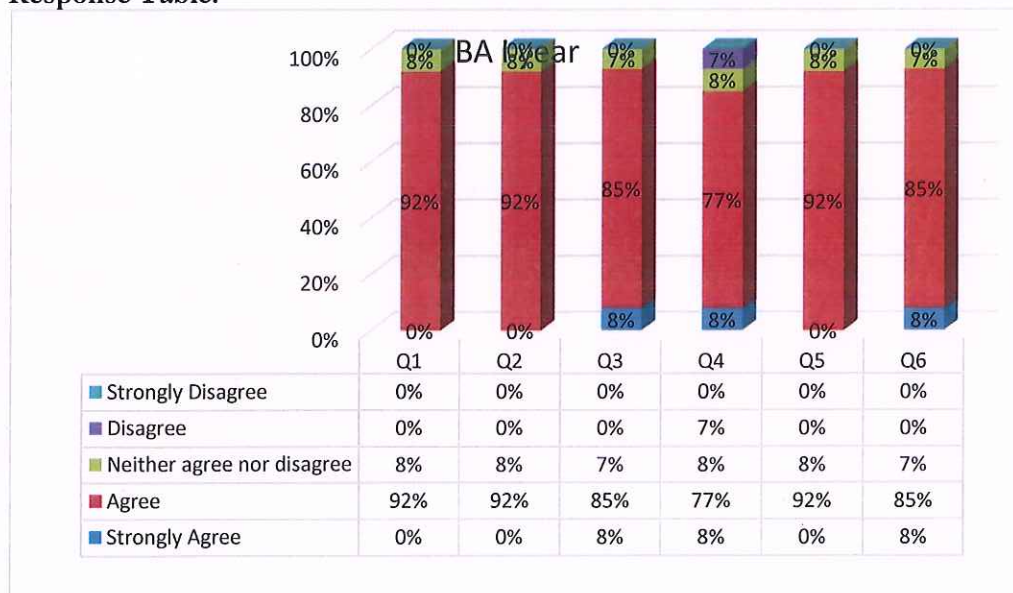
## TOTAL STRENGTH OF THE STUDENTS (CLASS-WISE)

Courses	Division	Student Count
BA I Year	A, B, C, D	13

- **Questionnaire**

1. The Syllabus is suitable for the Course.
2. The Syllabus is need-based.
3. Aims and Objectives of the Syllabi are well-defined and clear to the teachers and students.
4. The Course/Syllabus has a good balance between theory and application.
5. The Course/Syllabus has made me interested in the subject area.
6. The Course/Program of studies carries a sufficient number of optional papers.


- **Response Table:**



**Analysis:**

The BAFY students' responses on the curriculum were collected and analyzed by the students. 91.16 % of the students agreed with all the statements except the Course/Syllabus have made me interested in the subject area. It reveals that there is overall satisfaction of BAFY students regarding the Course/Syllabus.



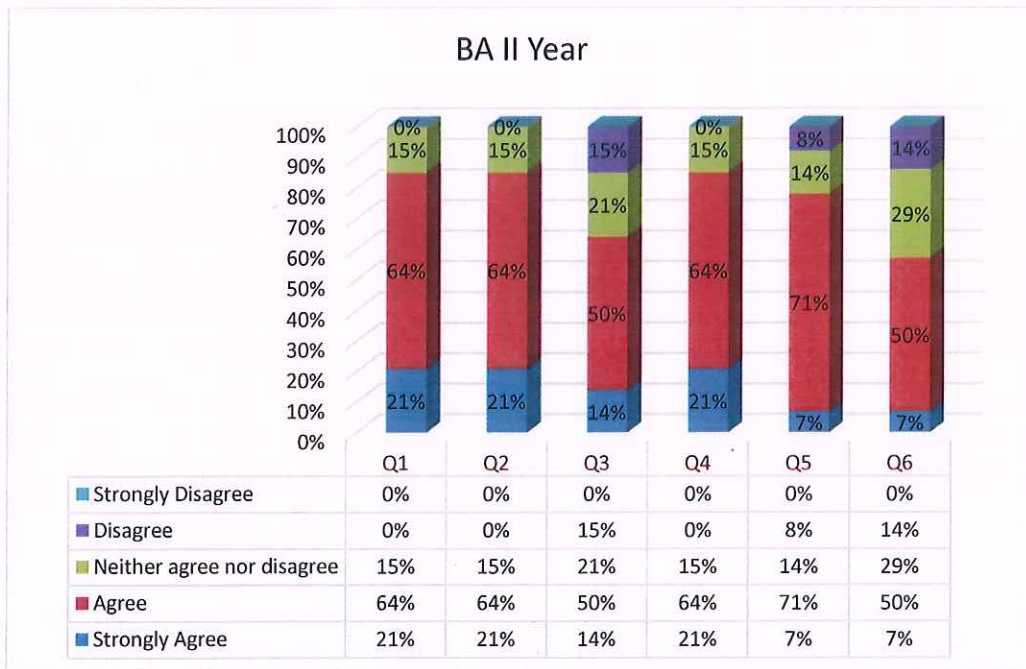
  
 I/C Principal  
 SBES College of Arts & Commerce  
 Aurangabad.

Courses	Division	Student Count
BA II Year	A, B, C	14

- **Questionnaire**

1. The Syllabus is suitable for the Course.
2. The Syllabus is need-based.
3. The aims and objectives of the Syllabi are well-defined and clear to the teachers and students.
- 4 The Course/Syllabus has a good balance between theory and application.
5. The Course/Syllabus has made me interested in the subject area.
6. The Course/Program of studies carries a sufficient number of optional papers.

- **Response Table:**



**Analysis:**

The BASY students' responses on the curriculum were collected and analyzed. More than 75.66% of the students agreed with all the statements which are positively framed except the two statements that 'Aims and Objectives of the Syllabi are well-defined and clear to the teachers and students and the Course/Program of studies carries a sufficient number of optional papers was the most dissatisfying factor observed here.

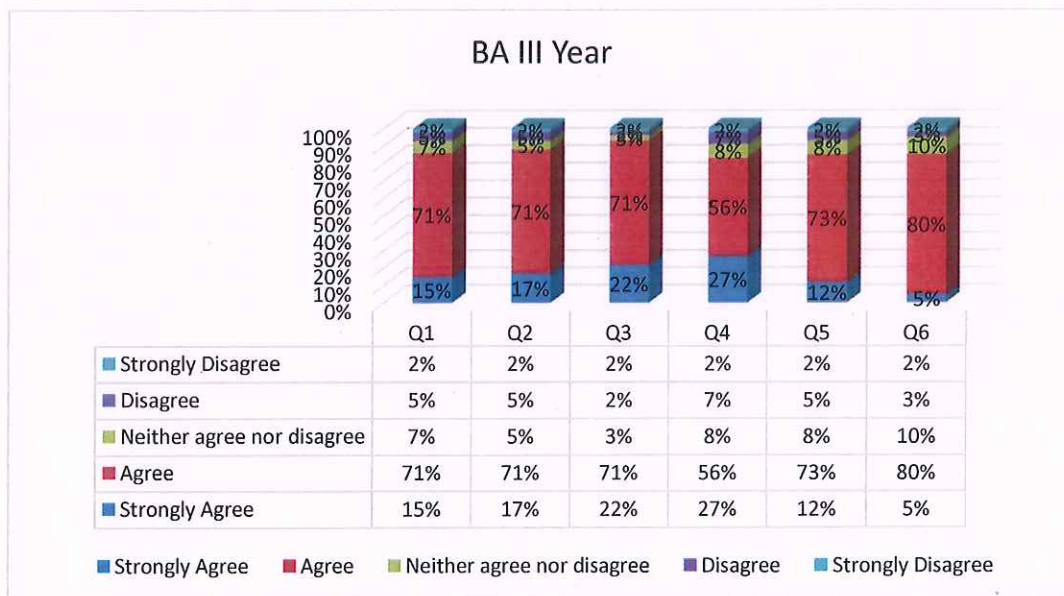


Courses	Division	Student Count
BA III Year	A, B	41

- Questionnaire**

1. The Syllabus is suitable for the Course.
2. The Syllabus is need-based.
3. Aims and Objectives of the Syllabi are well-defined and clear to the teachers and students.
- 4 The Course/Syllabus has a good balance between theory and application.
5. The Course/Syllabus has made me interested in the subject area.
6. The Course/Program of studies carries a sufficient number of optional papers.


- Response Table:**



**Analysis:**

The BATY students' responses on the curriculum were collected and analyzed. 75.66% of the students agreed with all the statements which are positively framed. 'Aims and Objectives of the Syllabi are well-defined and clear to the teachers and students' was the most satisfying factor observed here.

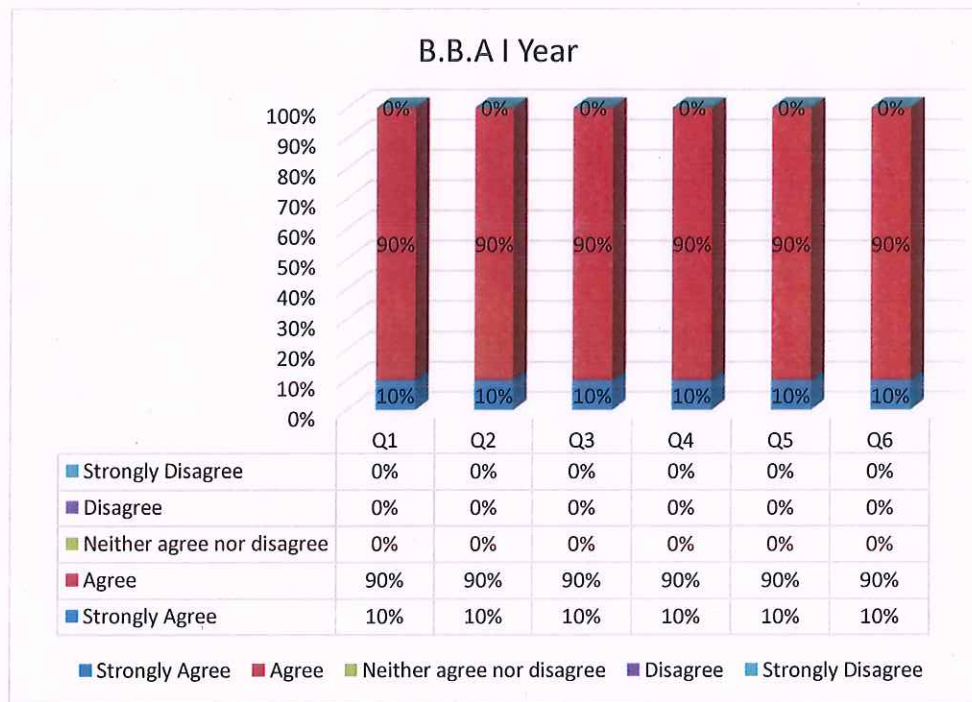


  
I/C Principal  
SBES College of Arts & Commerce  
Aurangabad.

Courses	Division	Student Count
BBA I Year	A	10

• **Questionnaire**


1. The Syllabus is suitable for the Course.
2. The Syllabus is need-based.
3. Aims and Objectives of the Syllabi are well-defined and clear to the teachers and students.
- 4 The Course/Syllabus has a good balance between theory and application.
5. The Course/Syllabus has made me interested in the subject area.
6. The Course/Program of studies carries a sufficient number of optional papers.



**Analysis:**

The BBA FY students' responses on the curriculum were collected and analyzed. All the students agreed with the above statements, which were positively framed. No one disagreed with the single statement. The above graph reveals the overall satisfaction of BBA FY with the Syllabus.



  
T/C Principal  
SBES College of Arts & Commerce  
Aurangabad.

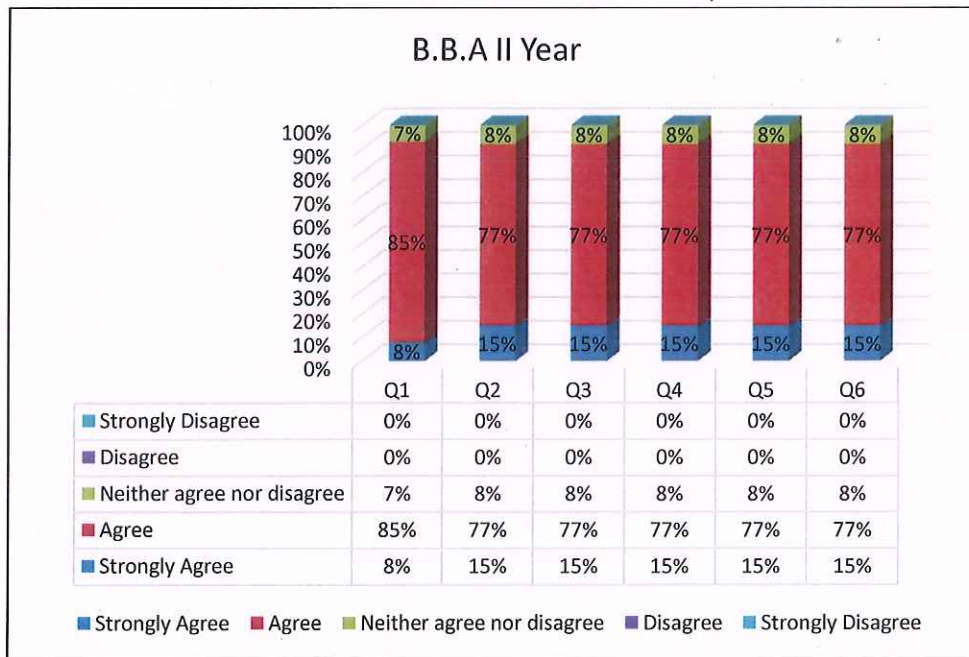


Courses	Division	Student Count
BBA II Year	A	13

▪ **Questionnaire**

1. The Syllabus is suitable for the Course.
2. The Syllabus is need-based.
3. Aims and Objectives of the Syllabi are well-defined and clear to the teachers and students.
- 4 The Course/Syllabus has a good balance between theory and application.
5. The Course/Syllabus has made me interested in the subject area.
6. The Course/Program of studies carries a sufficient number of optional papers.


▪ **Response Table:**



**Analysis:**

The BBA SY students' responses on the curriculum were collected and analyzed. All the students are satisfied with all the aspects of the Syllabus. 92.16% of the students are satisfied with all the statements.



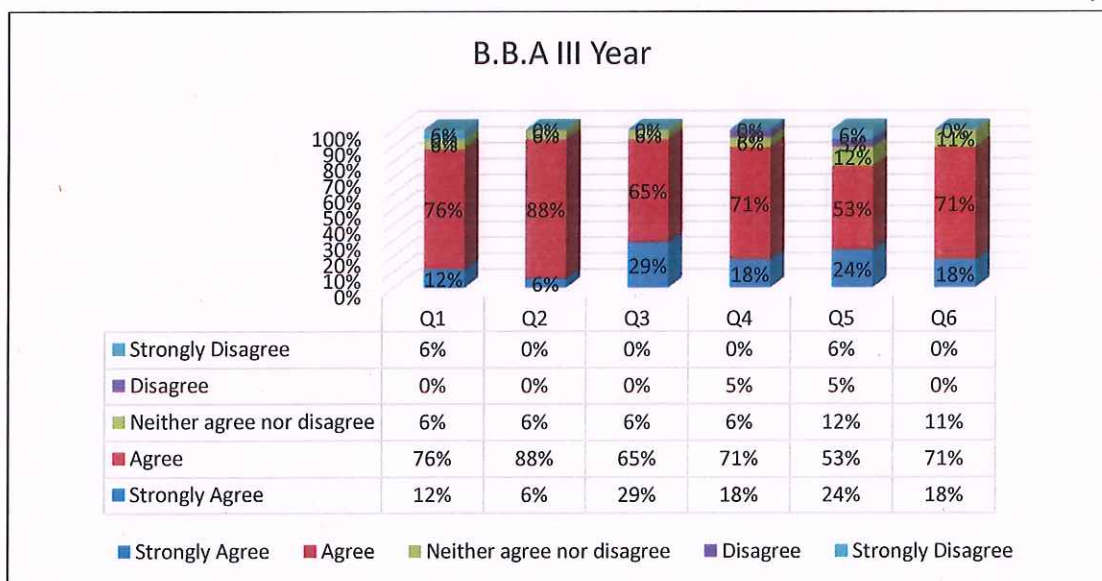
  
**I/C Principal**  
**SBES College of Arts & Commerce**  
**Aurangabad.**

Courses	Division	Student Count
BBA III Year	A	17

**Questionnaire:**

1. The Syllabus is suitable for the Course.
2. The Syllabus is need-based.
3. Aims and Objectives of the Syllabi are well-defined and clear to the teachers and students.
- 4 The Course/Syllabus has a good balance between theory and application.
5. The Course/Syllabus has made me interested in the subject area.
6. The Course/Program of studies carries a sufficient number of optional papers.


▪ **Response Table:**



**Analysis:**

The BBA TY students' responses on the curriculum were collected and analyzed. 12% of the students disagreed with the statement that 'The Course/Syllabus has made me interested in the subject area.



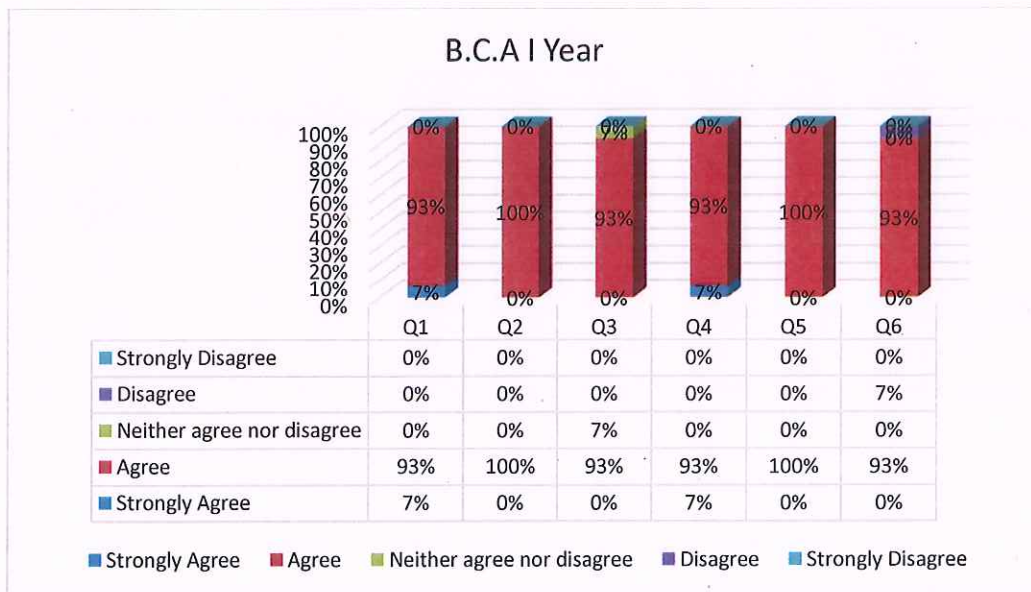
  
I/C Principal  
SBES College of Arts & Commerce  
Aurangabad.

Courses	Division	Student Count
BCAI Year	A	14

▪ **Questionnaire**

1. The Syllabus is suitable for the Course.
2. The Syllabus is need-based.
3. Aims and Objectives of the Syllabi are well-defined and clear to the teachers and students.
- 4 The Course/Syllabus has a good balance between theory and application.
5. The Course/Syllabus has made me interested in the subject area.
6. The Course/Program of studies carries a sufficient number of optional papers.


▪ **Response Table:**



**Analysis:**

The BCA FY students' responses on the curriculum were collected and analyzed. 96.50% of the students agreed with all the statements which are positively framed but a few students did not agree with the statements that balance between theory and balance as well as sufficient no. of optional papers. The statement that 'The Course/Syllabus has made me interested in the subject area' is the most satisfying factor observed here.



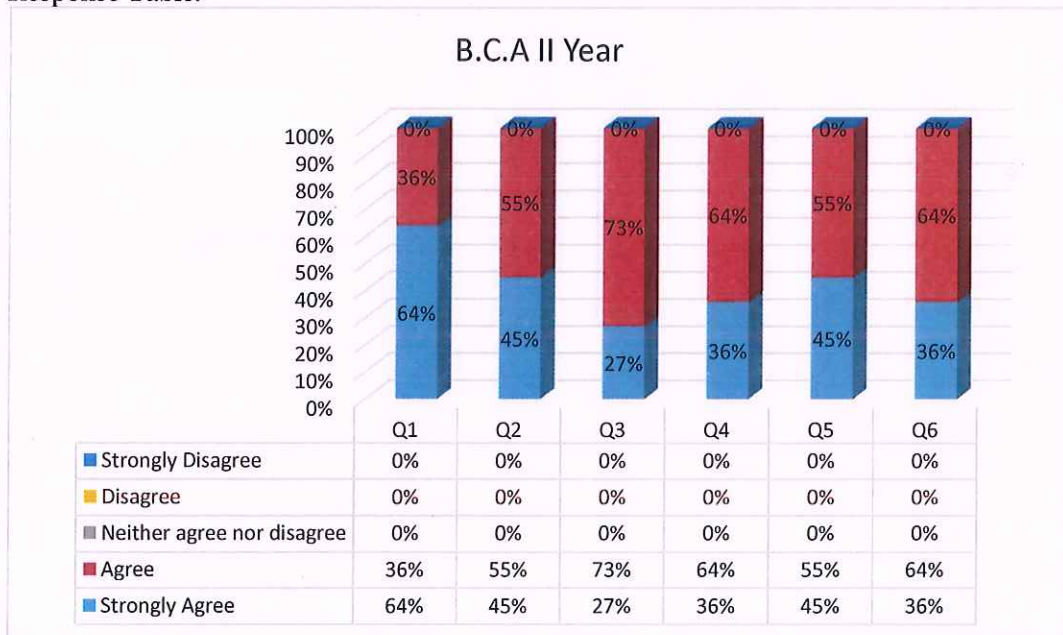
  
I/C Principal  
SBES College of Arts & Commerce  
Aurangabad.

Courses	Division	Student Count
BCA II Year	A	11

▪ **Questionnaire**

1. The Syllabus is suitable for the Course.
2. The Syllabus is need-based.
3. Aims and objectives of the Syllabi are well-defined and clear to the teachers and students.
- 4 The Course/Syllabus has a good balance between theory and application.
5. The Course/Syllabus has made me interested in the subject area.
6. The Course/Program of studies carries a sufficient number of optional papers.

▪ **Response Table:**



**Analysis:**

The BCA SY students' responses on the curriculum were collected and analyzed. All the students agreed with all the statements on curriculum feedback. There is overall satisfaction about all the statements. Not a single statement was disagreed here.

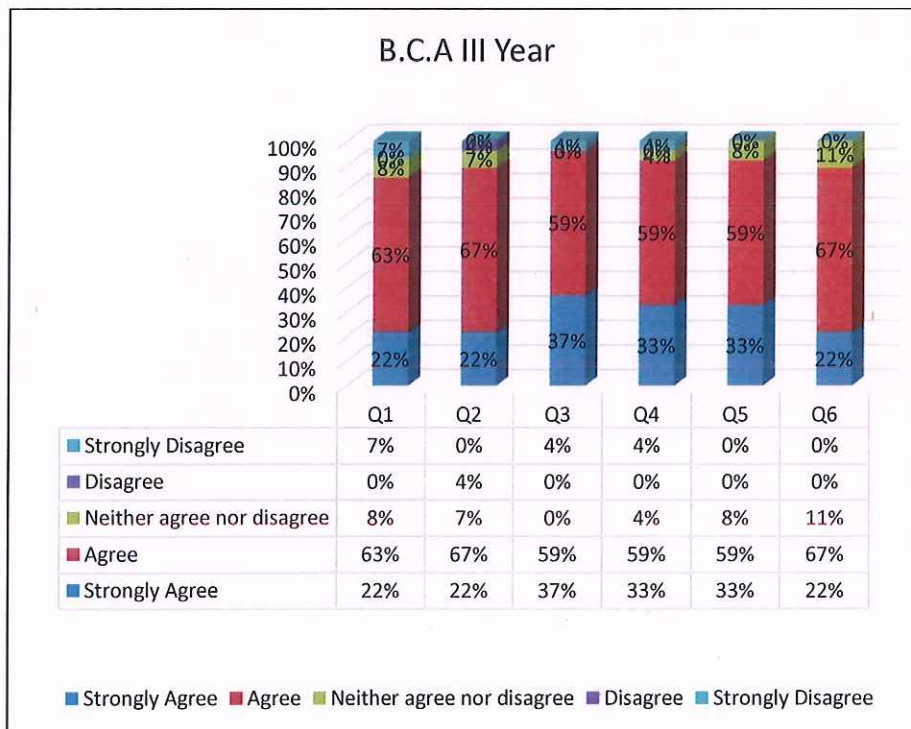


Courses	Division	Student Count
BCAIII Year	A	27

▪ **Questionnaire**

1. The Syllabus is suitable for the Course.
2. The Syllabus is need-based.
3. Aims and Objectives of the Syllabi are well-defined and clear to the teachers and students.
- 4 The Course/Syllabus has a good balance between theory and application.
5. The Course/Syllabus has made me interested in the subject area.
6. The Course/Program of studies carries a sufficient number of optional papers.


▪ **Response Table:**



**Analysis:**

The BCA TY students' responses on the curriculum were collected and analyzed. More than 90.5% of the students agreed with all the statements which are positively framed but a few students disagreed with the statement that the Syllabus is suitable for the Course.



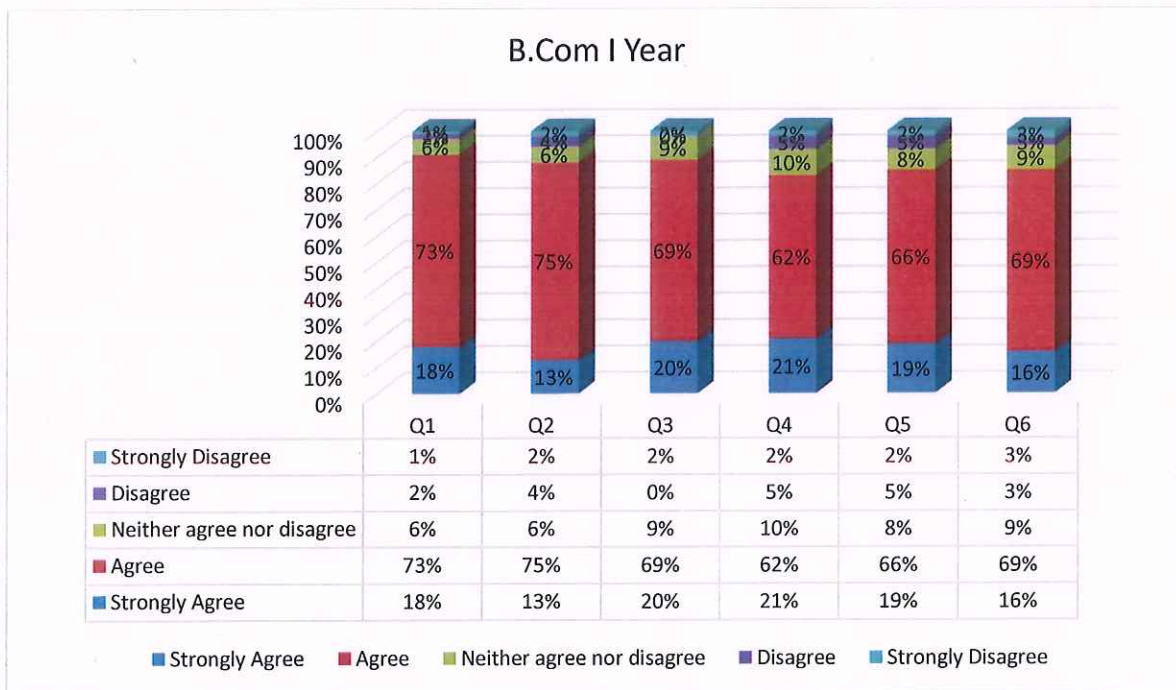
  
**I/C Principal**  
**SBES College of Arts & Commerce**  
**Aurangabad.**

Courses	Division	Student Count
BCOM I Year	A, B, C, D, E	211

▪ **Questionnaire**

1. The Syllabus is suitable for the Course.
2. The Syllabus is need-based.
3. Aims and Objectives of the Syllabi are well-defined and clear to the teachers and students.
- 4 The Course/Syllabus has a good balance between theory and application.
5. The Course/Syllabus has made me interested in the subject area.
6. The Course/Program of studies carries a sufficient number of optional papers.

▪ **Response Table:**



**Analysis:** The BCOM FY students' responses on the curriculum were collected and analyzed. More than 86.83% of the students agreed with all the statements which are positively framed but a few students are not satisfied with the theory and practical balance, interesting Syllabus, and sufficient no. of optional papers.



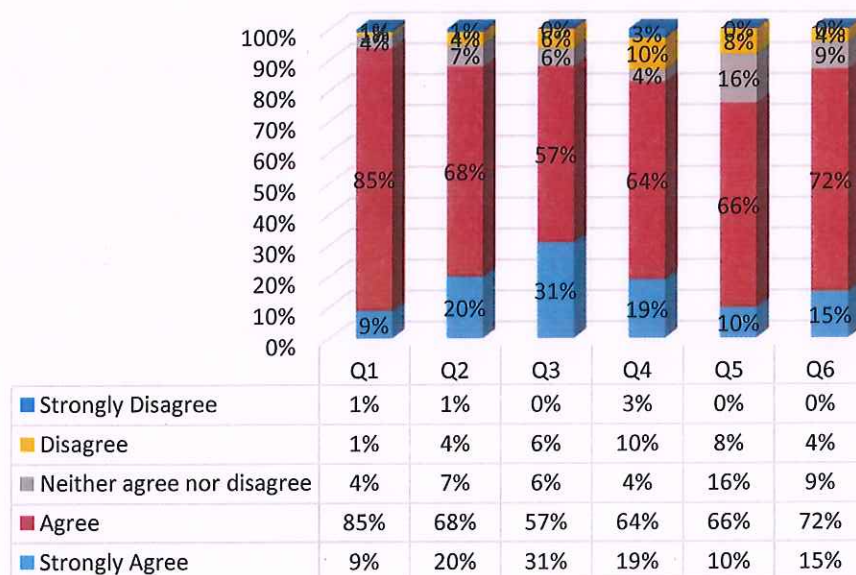
Courses	Division	Student Count
BCOM II Year	A, B, C, D, E	67

▪ **Questionnaire**

1. The Syllabus is suitable for the Course.
2. The Syllabus is need-based.
3. Aims and Objectives of the Syllabi are well-defined and clear to the teachers and students.
- 4 The Course/Syllabus has a good balance between theory and application.
5. The Course/Syllabus has made me interested in the subject area.
6. The Course/Program of studies carries a sufficient number of optional papers.

▪ **Response Table:**

### B.Com II Year



**Analysis:**

The BCOM SY students' responses on the curriculum were collected and analyzed. 86% of the students agreed with all the statements which are positively framed but a few students did not agree to the balance between theory and application interested subject area and sufficient number of optional papers.

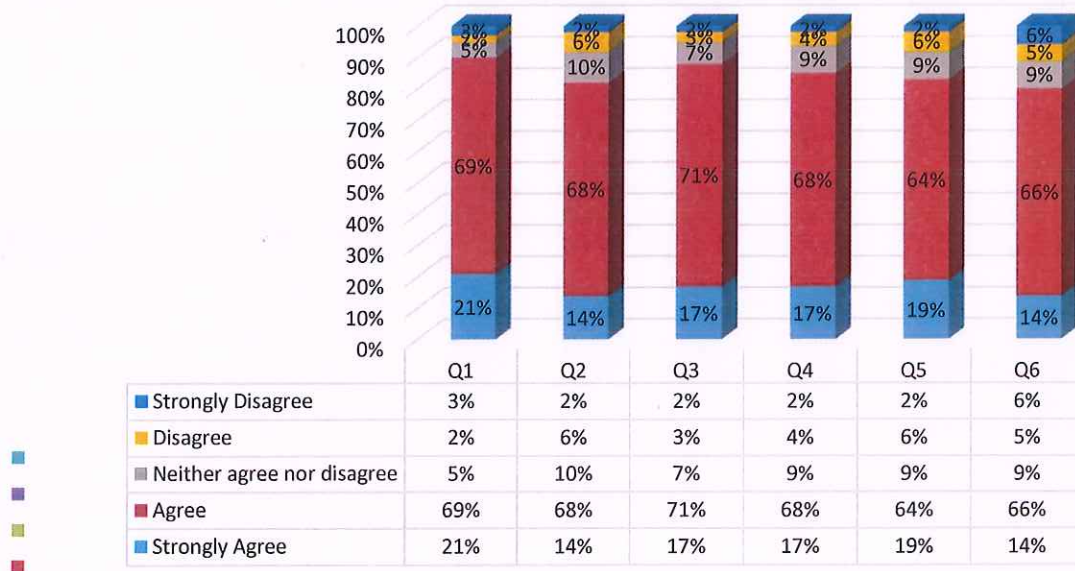


Courses	Division	Student Count
BCOM III Year	A, B, C, D, E	218

▪ **Questionnaire**

1. The Syllabus is suitable for the Course.
2. The Syllabus is need-based.
3. Aims and Objectives of the Syllabi are well-defined and clear to the teachers and students.
- 4 The Course/Syllabus has a good balance between theory and application.
5. The Course/Syllabus has made me interested in the subject area.
6. The Course/Program of studies carries a sufficient number of optional papers.

**B.Com III Year**



**Analysis:**

The BCOM TY students' responses on the curriculum were collected and analyzed. 84.66% of students agreed with all the statements which are positively framed. There was an overall satisfaction with all the statements, but a few students disagreed with the statements that the balance between theory and application, interested subject area and sufficient number of optional papers.



I/C Principal  
SBES College of Arts & Commerce  
Aurangabad.

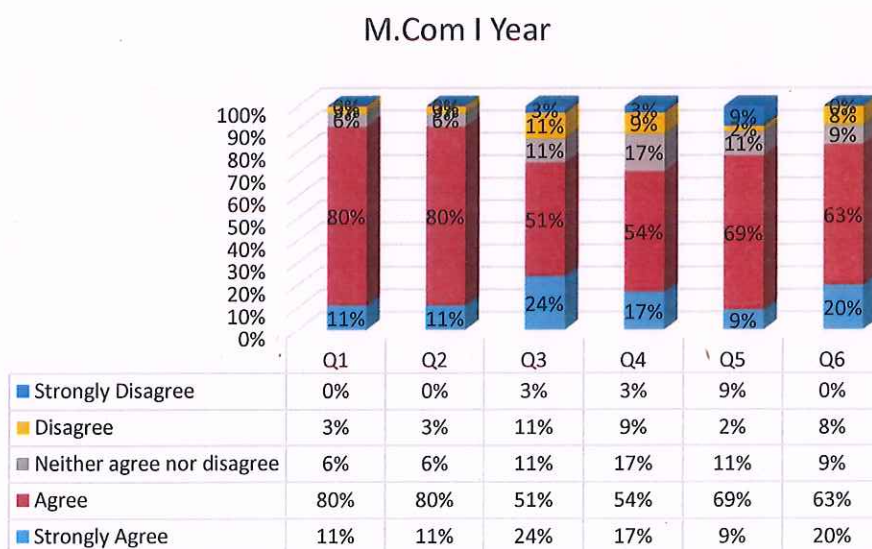


Courses	Division	Student Count
MCOM I Year	A, B	35

▪ **Questionnaire**


1. The Syllabus is suitable for the Course.
2. The Syllabus is need-based.
3. Aims and Objectives of the Syllabi are well-defined and clear to the teachers and students.
- 4 The Course/Syllabus has a good balance between theory and application.
5. The Course/Syllabus has made me interested in the subject area.
6. The Course/Program of studies carries a sufficient number of optional papers.

▪ **Response Table:**



**Analysis:**

The MCOM FY, students' responses on the curriculum were collected and analyzed. 81.5 % of students agreed with all the statements which are positively framed. The graph reveals the dissatisfaction of a few students with the clarity of aim and objectives of the Syllabus as well as the less no. of optional papers. According to them there should be a good balance between theory and application.



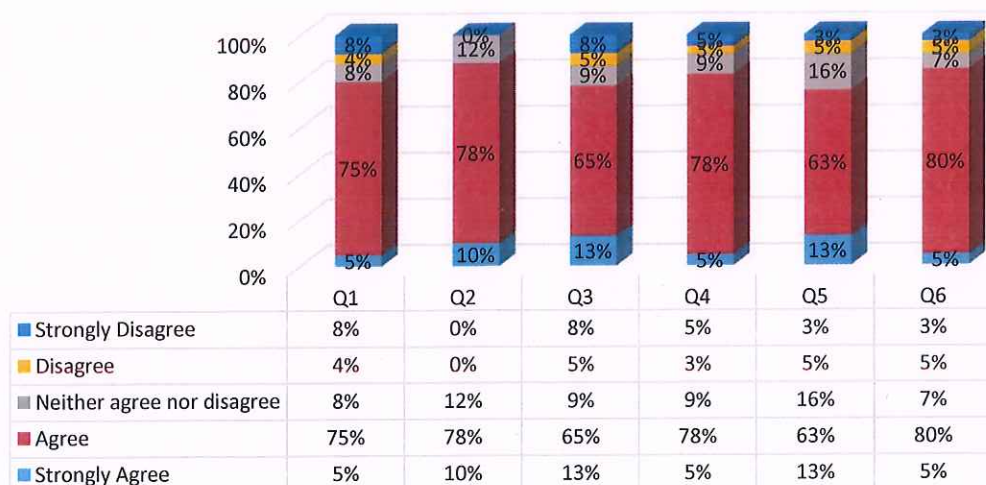
Courses	Division	Student Count
MCOM II Year	A, B, C, D	40

▪ **Questionnaire**

1. The Syllabus is suitable for the Course.
2. The Syllabus is need-based.
3. Aims and Objectives of the Syllabi are well-defined and clear to the teachers and students.
- 4 The Course/Syllabus has a good balance between theory and application.
5. The Course/Syllabus has made me interested in the subject area.
6. The Course/Program of studies carries a sufficient number of optional papers.

▪ **Response Table:**

**M.Com II Year**



**Analysis:**

The MCOM SY students' responses on the curriculum were collected and analyzed. It has been perceived from the above graph that all the aspects of curriculum feedback were satisfactory. More than 81.66 % of the students agreed with all the statements. But they did not agree with the statement regarding the clarity in the aims and objectives of Syllabus.



*I/C Principal*  
**SBES College of Arts & Commerce**  
**Aurangabad.**

### 3) CURRICULUM FEEDBACK BY TEACHERS, PARENTS, ALUMNI, EMPLOYER.

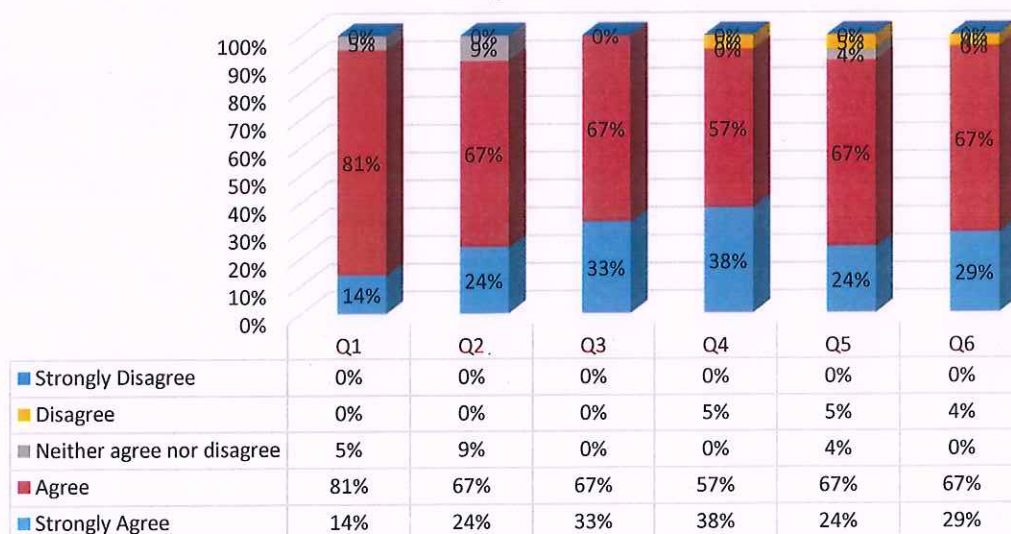
Feedback By	Count
Teachers	21

▪ **Questionnaire**

1. The Syllabus is suitable for the Course.
2. The Syllabus is need-based. (Career and Employment oriented)
3. Aims and Objectives of the Syllabi are well-defined and clear to the teachers and students.
- 4 The Course/Syllabus has a good balance between theory and application.
5. The Course/Syllabus has made me interested in the subject area.
6. The Course/Program of studies carries a sufficient number of optional papers.

▪ **Response Table:**

Curriculum Feedback by Teachers



**Analysis:**

Teachers' feedback is an important parameter for quality improvement of the curriculum and the quality of the students of the institution. Teachers' feedback on curriculum is received and it is revealed from the above data that 94.66 % of the teachers agreed with all the statements but 4% of the teachers did not agree about the balance between theory and application. While 10% of them were unable to decide that the Syllabus is need-based.



I/C Principal  
SBES College of Arts & Commerce  
Aurangabad.

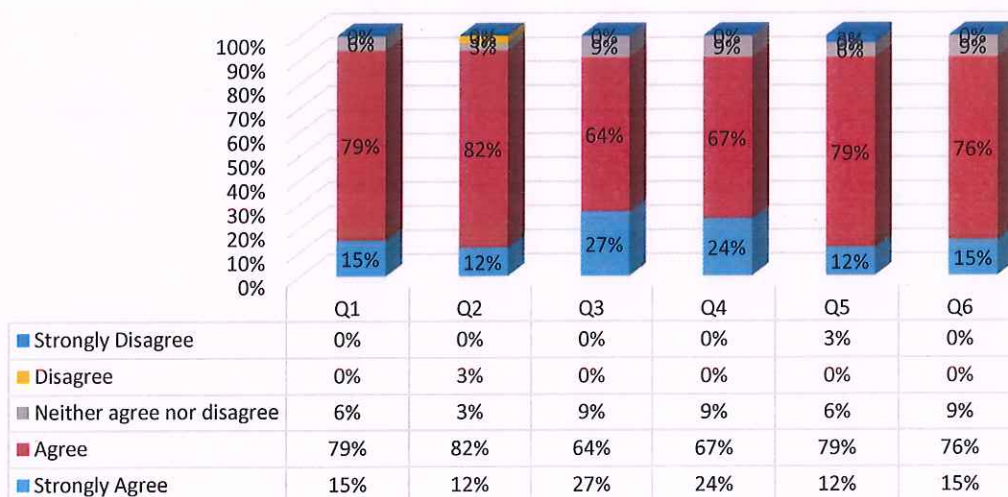
Feedback By	Count
Parents	33

▪ **Questionnaire**

1. The Syllabus is suitable for the Course.
2. The Syllabus is need-based. (Career and Employment oriented)
3. Aims and Objectives of the Syllabi are well-defined and clear to the teachers and students.
- 4 The Course/Syllabus has a good balance between theory and application.
5. The Course/Syllabus has made me interested in the subject area.
6. The Course/Program of studies carries a sufficient number of optional papers.

▪ **Response Table:**

Curriculum Feedback by Parents



**Analysis:**

Parent feedback is very important as parental involvement not only helps parents contribute positively to their ward's learning experience but also can be an indicator of the quality of curriculum. It is observed from the above table and graph that 92 % of the parents are satisfied with the curriculum of the students.



*[Signature]*  
I/C Principal  
SBES College of Arts & Commerce  
Aurangabad.

Feedback By	Count
Alumni	10

▪ **Questionnaire**

1. The Syllabus is suitable for the Course.
2. The Syllabus is need-based. (Career and Employment oriented)
3. Aims and Objectives of the Syllabi are well-defined and clear to the teachers and students.
- 4 The Course/Syllabus has a good balance between theory and application.
5. The Course/Syllabus has made me interested in the subject area.
6. The Course/Program of studies carries a sufficient number of optional papers.

▪ **Response Table:**

Curriculum Feedback by Alumni



**Analysis:**

Feedback of the alumni is an essential component for analysis and improvement in the academic culture of higher education. 93.33% alumni agreed with the positively framed statements. 10% of the alumni disagreed with the statement that 'there is a good balance between theory and application.



*I/C Principal*  
 SBES College of Arts & Commerce  
 Aurangabad.

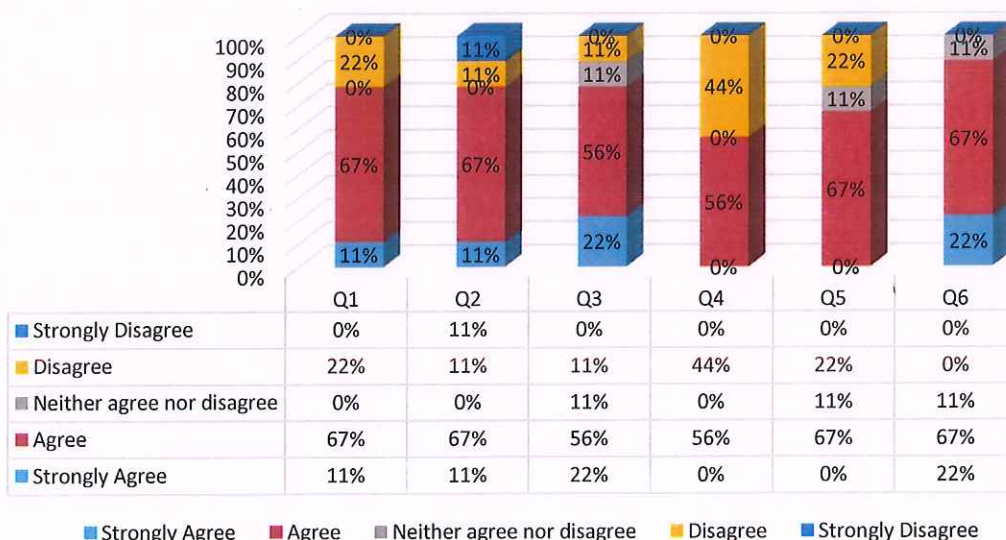
Feedback By	Count
Employer	9

▪ **Questionnaire:**

1. The Syllabus is suitable for the Course.
2. The Syllabus is need-based. (Career and Employment oriented)
3. Aims and Objectives of the Syllabi are well-defined and clear to the teachers and students.
- 4 The Course/Syllabus has a good balance between theory and application.
5. The Course/Syllabus has made me interested in the subject area.
6. The Course/Program of studies carries a sufficient number of optional papers.

▪ **Response Table:**

Curriculum Feedback by Employer



**Analysis:**

As per the feedback analysis, 74.33 % of the employers are satisfied with the various aspects of curriculum but 44% of the employers are not satisfied with the good balance between theory and application.22% of the employers did not agree with the statement about the interesting subject area. It can be stated from the above graph that the employers are not satisfied with the whole curriculum.



I/C Principal  
SBES College of Arts & Commerce  
Aurangabad.

### 3) Teacher's Feedback by Students

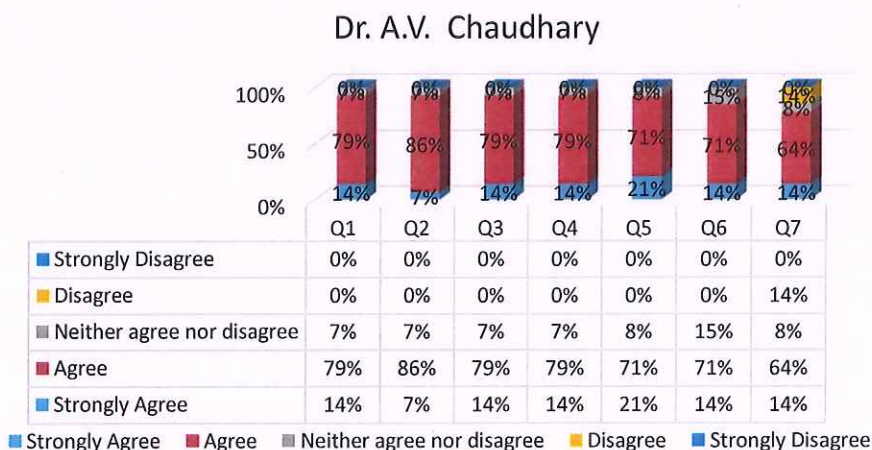
The feedback given by the students is graphically represented below and the values are summarized in the following table. The Teacher-wise report is generated by filtering the Assessment Year, Class, and Division. Based on the analysis of feedback data collected from students' performance in the following areas is as follows, teacher performance in the knowledge in subject, classroom teaching and communication, sincerity, facilitating the overall development of students.

Teachers Name	Faculty	Class	Division	Student Count
Dr. A. V. Choudhary	Commerce	BCOM FY, SY, TYMCOM FY, SY	A, B, C	14

• **Questionnaire:**

1. The teacher has in-depth knowledge of the subject.
2. The teacher completes the entire Syllabus in time.
3. It is easy to understand what the teacher teaches.
4. The teacher discusses the topics and interacts in the class.
5. The teacher is punctual and regular in the class.
6. The teacher encourages participation and discussion in the class.
7. The teacher uses modern teaching aids, power point presentation, web-resources, etc.


▪ **Response Table:**



**Analysis:**

The students are very much satisfied with the classroom teaching of Dr. A. V. Choudhary 89.57% of the students positively perceived all the statements.16% of the students are not satisfied with the use of modern technology.



  
**I/C Principal**  
 SBES College of Arts & Commerce  
 Aurangabad.

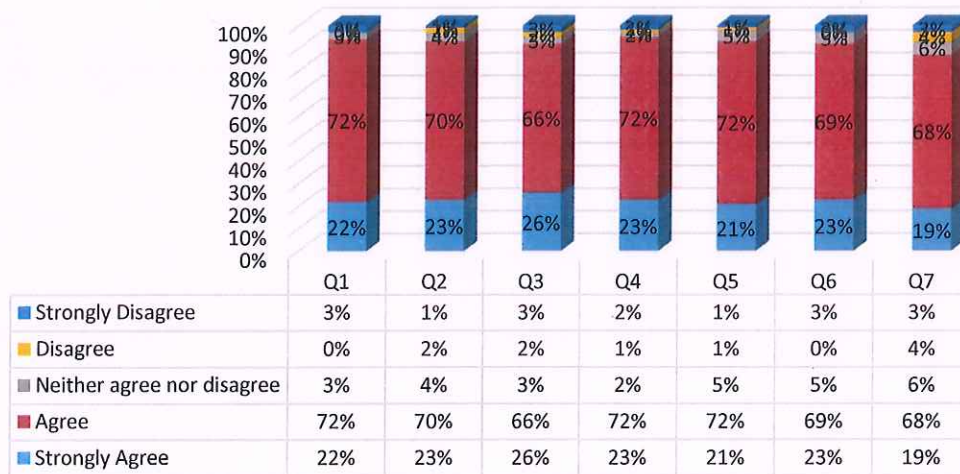
Teachers Name	Faculty	Class	Division	Student Count
Dr. D. S. Chavan	Commerce	BCOM FY, SY, TY MCOM FY	A, B, C, D	149

▪ **Questionnaire**

1. The teacher has in-depth knowledge of the subject.
2. The teacher completes the entire Syllabus in time.
3. It is easy to understand what the teacher teaches.
4. The teacher discusses the topics and interacts in the class.
5. The teacher is punctual and regular in the class.
6. The teacher encourages participation and discussion in the class.
7. The teacher uses modern teaching aids, power point presentation, web-resources.

▪ **Response Table**

**Dr. Dilip Chavan**



**Analysis:**

The above table and graph show that 92.28 % of students agreed with the positively framed statements about the teaching of Dr. D. S. Chavan. His interaction and discussion with the students are the most satisfying factors observed here.



*[Signature]*  
 I/C Principal  
 SBES College of Arts & Commerce  
 Aurangabad.



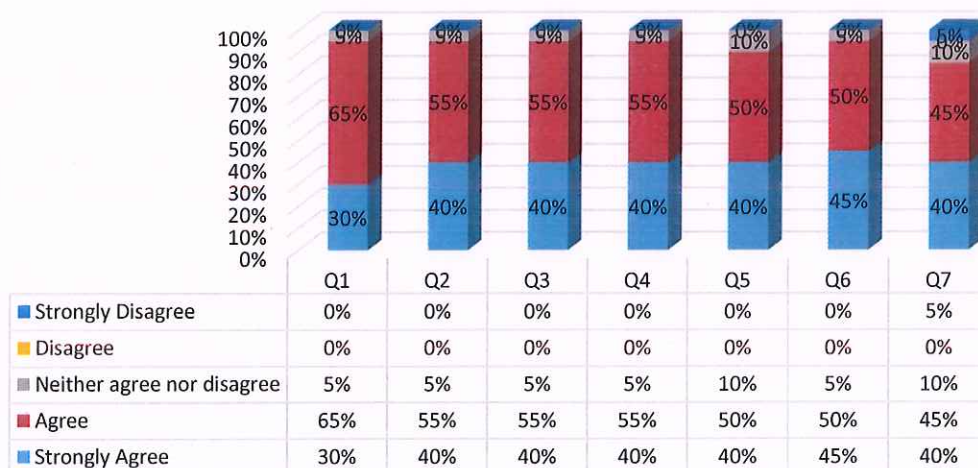
Teachers Name	Faculty	Class	Division	Student Count
Dr. F. A. Baig	Commerce	BCOM FY, SY, TY	A, B, C, D	20

▪ **Questionnaire**

1. The teacher has in-depth knowledge of the subject.
2. The teacher completes the entire Syllabus in time.
3. It is easy to understand what the teacher teaches.
4. The teacher discusses the topics and interacts in the class.
5. The teacher is punctual and regular in the class.
6. The teacher encourages participation and discussion in the class.
7. The teacher uses modern teaching aids, power point presentation, web-resources, etc.

▪ **Response Table:**

**Dr. F.A. Baig**



**Analysis:**

The exit feedback analysis clearly indicates that more than 92.85% of the students agreed with all the statements regarding the attainment of learning outcomes and quality of teaching of Dr. F. A. Baig.



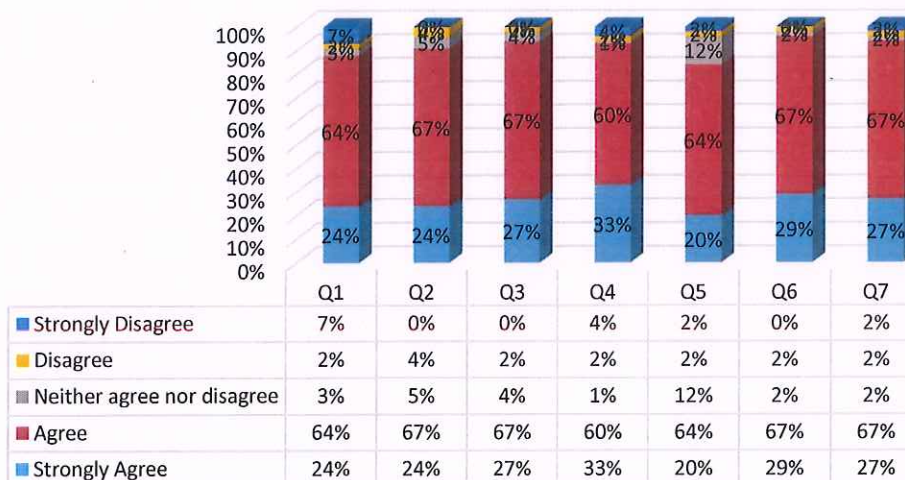
Teachers Name	Faculty	Class	Division	Student Count
Dr. H. N. Deshmukh	Commerce	BCOM FY, SY, TY	A, B, C	45

▪ **Questionnaire**

1. The teacher has in-depth knowledge of the subject.
2. The teacher completes the entire Syllabus in time.
3. It is easy to understand what the teacher teaches.
4. The teacher discusses the topics and interacts in the class.
5. The teacher is punctual and regular in the class.
6. The teacher encourages participation and discussion in the class.
7. The teacher uses modern teaching aids, power point presentation, web-resources, etc.

▪ **Response Table:**

**Dr. H.N. Deshmukh**



**Analysis:**

Online student feedback revealed that more than 91.42 % of the students agreed with all the statements. His easy way of teaching, encouragement, participation, and discussion in the class, and the use of modern teaching techniques were perceived positively.



*I/C Principal*  
 SBES College of Arts & Commerce  
 Aurangabad.

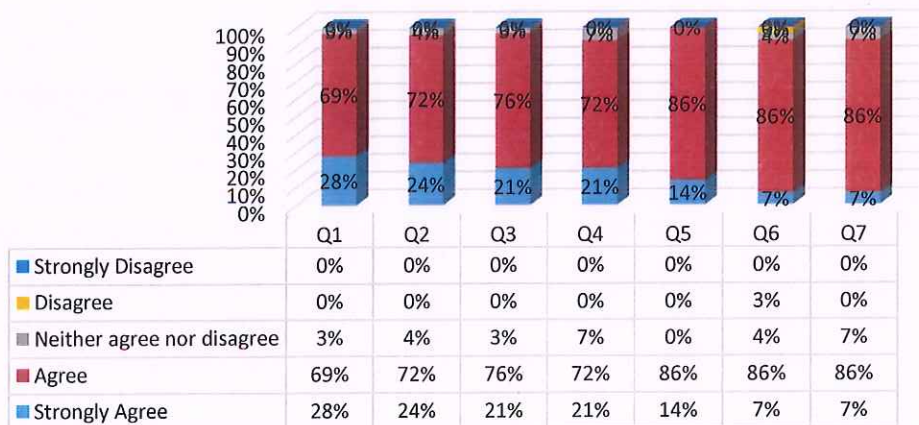
Teachers Name	Faculty	Class	Division	Student Count
Dr. P. P. Deo	Commerce	BCOM FY, SY, TY, MCOM FY, SY	A, B, C, D	29

▪ **Questionnaire**

1. The teacher has in-depth knowledge of the subject.
2. The teacher completes the entire syllabus in time.
3. It is easy to understand what the teacher teaches.
4. The teacher discusses the topics and interacts in the class.
5. The teacher is punctual and regular in the class.
6. The teacher encourages participation and discussion in the class.
7. The teacher uses modern teaching aids, power point presentation, web-resources, etc.

▪ **Response Table:**

**Dr. P. P. Deo**



**Analysis:**

It is observed from the above graph and table that more than 95.57% of the students agreed with all the positively perceived statements. 100% of the students agreed with the statement that 'the teacher discusses the topics and interacts in the class'.



*(Signature)*  
I/C Principal  
SBES College of Arts & Commerce  
Aurangabad.

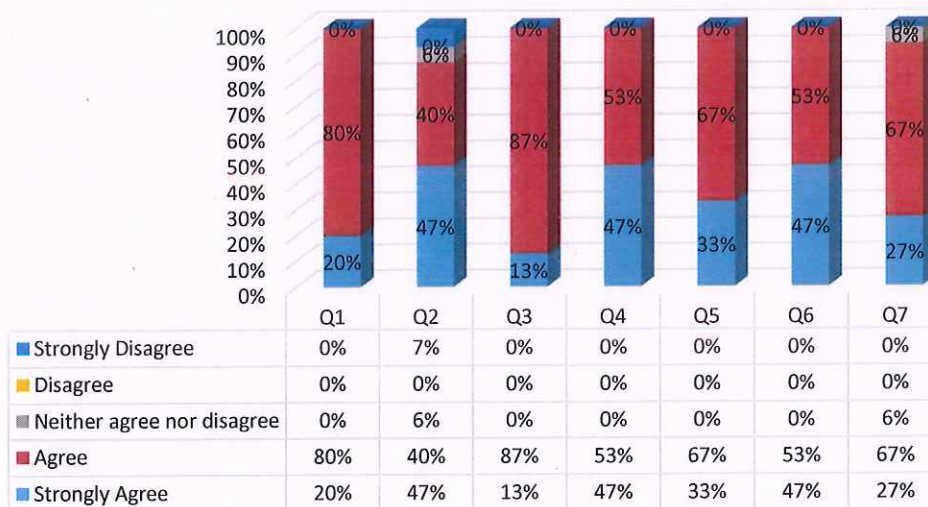
Teachers Name	Faculty	Class	Division	Student Count
Dr. G. G. Rajput	Arts and Commerce	BCOM FY	A, B, C, D, E	15

- **Questionnaire**

1. The teacher has in-depth knowledge of the subject.
2. The teacher completes the entire Syllabus in time.
3. It is easy to understand what the teacher teaches.
4. The teacher discusses the topics and interacts in the class.
5. The teacher is punctual and regular in the class.
6. The teacher encourages participation and discussion in the class.
7. The teacher uses modern teaching aids, power point presentation, web-resources, etc.

- **Response Table:**

Dr. G G Rajput



**Analysis:**

It has been observed from the above graph that 97.28% of the students are satisfied with the teaching of Dr. G. G. Rajput.



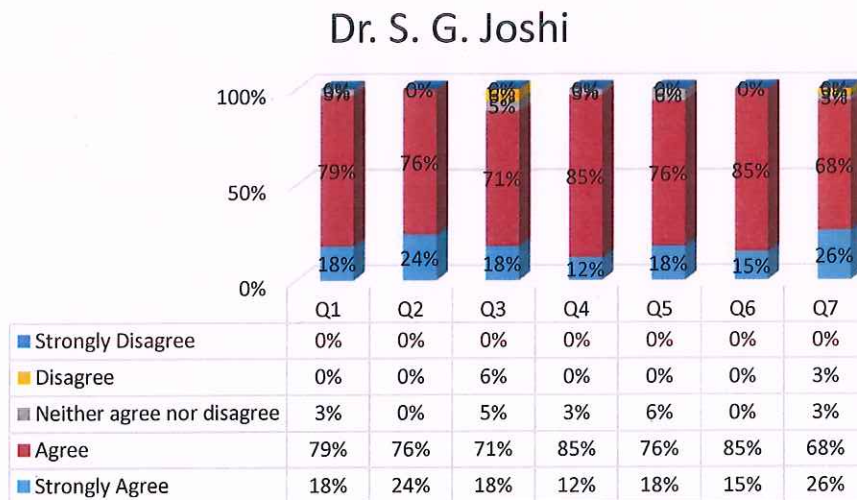
I/C Principal  
SBES College of Arts & Commerce  
Aurangabad.

Teachers Name	Faculty	Class	Division	Student Count
Dr. S. G. Joshi	Commerce	BCOM FY,TY MCOM SY	A, B, C,D, E.	34

▪ **Questionnaire**

1. The teacher has in-depth knowledge of the subject.
2. The teacher completes the entire Syllabus in time.
3. It is easy to understand what the teacher teaches.
4. The teacher discusses the topics and interacts in the class.
5. The teacher is punctual and regular in the class.
6. The teacher encourages participation and discussion in the class.
7. The teacher uses modern teaching aids, power point presentation, web-resources, etc.

▪ **Response Table:**



**Analysis:**

The student's response on teaching of Dr. Savita Joshi: 95.85 % of the students are satisfied with her teaching. On-time syllabus completion is the most satisfying factor observed about her teaching.



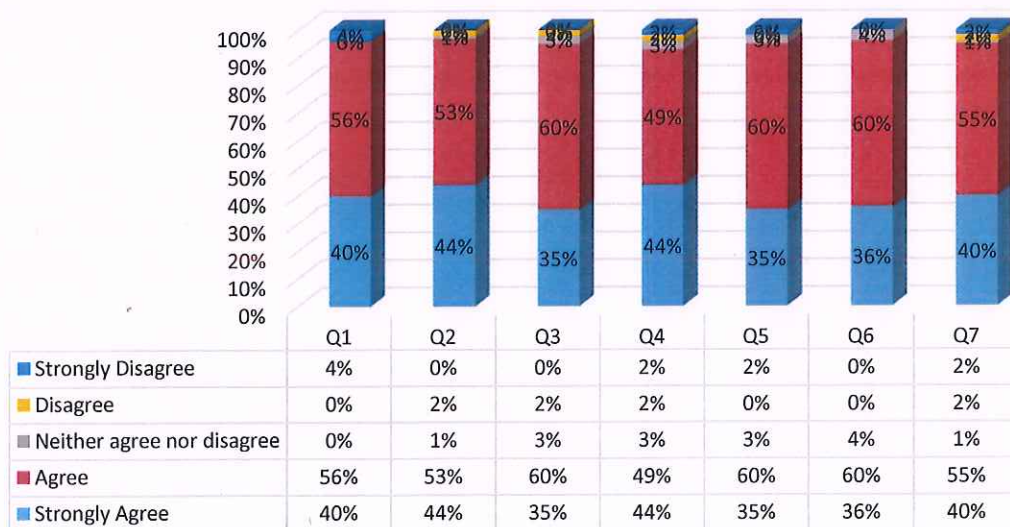
Teachers Name	Subject	Class	Division	Student Count
Dr. Seema Dhage	Commerce	BBA/BCOM	A	55

▪ **Questionnaire**

1. The teacher has in-depth knowledge of the subject.
2. The teacher completes the entire Syllabus in time.
3. It is easy to understand what the teacher teaches.
4. The teacher discusses the topics and interacts in the class.
5. The teacher is punctual and regular in the class.
6. The teacher encourages participation and discussion in the class.
7. The teacher uses modern teaching aids, power point presentation, web-resources, etc.

▪ **Response Table:**

**Dr. Seema Dhage**



**Analysis:**

The above chart describes the responses of the students about the teaching of Dr. Seema Dhage. 95.28% of the students expressed the overall satisfaction about her teaching. Her encouragement for participation and discussion in the class is the most satisfying factor observed about her teaching.



*I/C Principal*  
 SBES College of Arts & Commerce  
 Aurangabad.

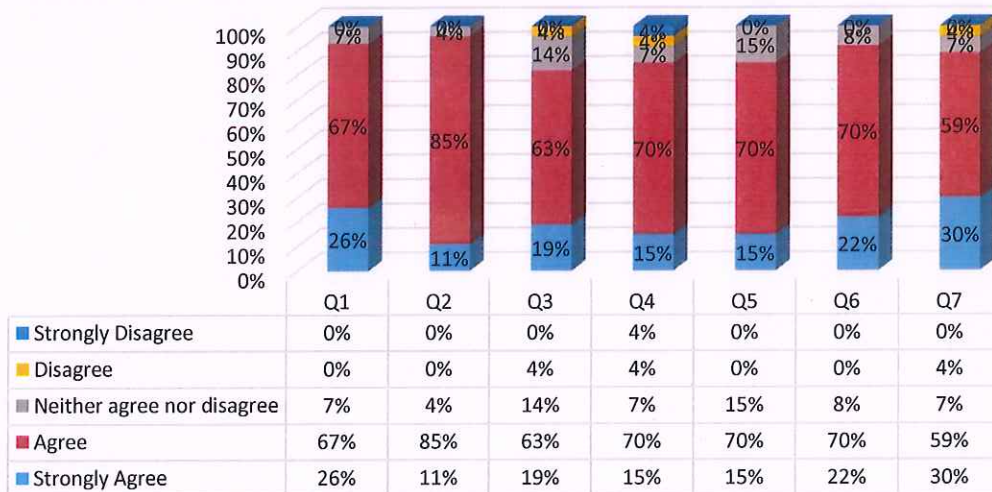
Teachers Name	Faculty	Class	Division	Student Count
Dr. Soumya Mulangan	Commerce	BCOM SY, TY	A, B, C, D, E	27

▪ **Questionnaire**

1. The teacher has in-depth knowledge of the subject.
2. The teacher completes the entire Syllabus in time.
3. It is easy to understand what the teacher teaches.
4. The teacher discusses the topics and interacts in the class.
5. The teacher is punctual and regular in the class.
6. The teacher encourages participation and discussion in the class.
7. The teacher uses modern teaching aids, power point presentation, web-resources, etc.

▪ **Response Table:**

**Dr. Soumya Mulangan**



The above graph and table portray responses of the students about the teaching of Dr. Soumya Mulangan. It is observed from the data that more than 88.85% of students agreed with all the statements about her teaching.



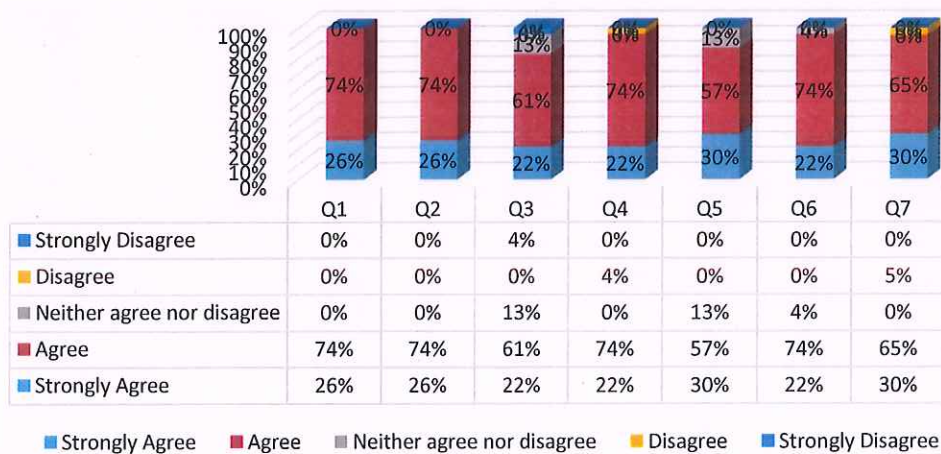
Teachers Name	Faculty	Class	Division	Student Count
Mr. A. B. Kulkarni	Commerce	BCOM T.Y.	C	23

▪ **Questionnaire**

1. The teacher has in-depth knowledge of the subject.
2. The teacher completes the entire Syllabus in time.
3. It is easy to understand what the teacher teaches.
4. The teacher discusses the topics and interacts in the class.
5. The teacher is punctual and regular in the class.
6. The teacher encourages participation and discussion in the class.
7. The teacher uses modern teaching aids, power point presentation, web-resources, etc.

▪ **Response Table:**

Mr.A.B.Kulkarni



**Analysis:**

It is observed from the above table that 93.85 % of the students are satisfied with all the aspects of teaching of Mr. A. K. Kulkarni. His encouragement for the participations and discussion in the class and the use of modern teaching aids is the most satisfying factor observed here.



*[Signature]*  
 I/C Principal  
 SBES College of Arts & Commerce  
 Aurangabad.

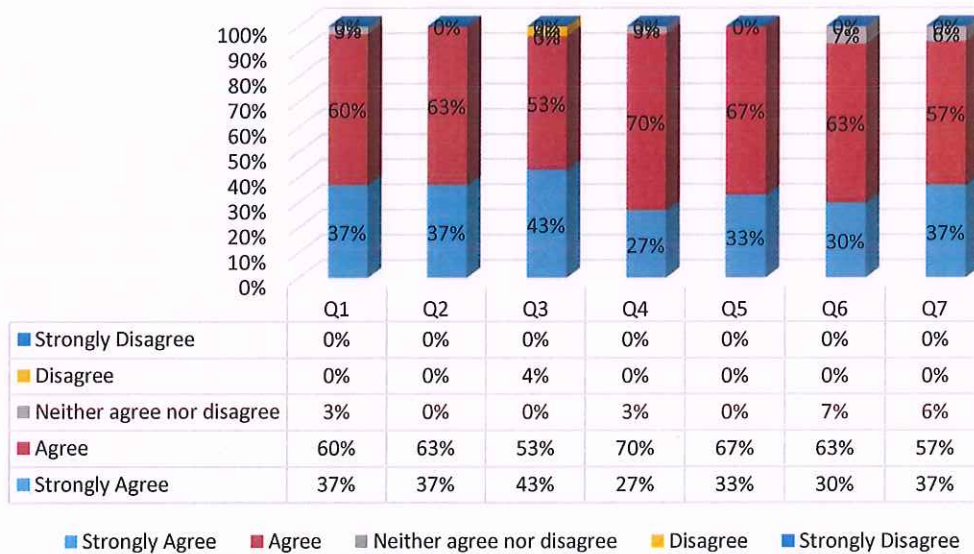


Teachers Name	Faculty	Class	Division	Student Count
Dr. A. B. Wakle	ENGLISH	BCOM FY	A, B, C	30

▪ **Questionnaire:**

1. The teacher has in-depth knowledge of the subject.
2. The teacher completes the entire Syllabus in time.
3. It is easy to understand what the teacher teaches.
4. The teacher discusses the topics and interacts in the class.
5. The teacher is punctual and regular in the class.
6. The teacher encourages participation and discussion in the class.
7. The teacher uses modern teaching aids, power point presentation, web-resources, etc.

**Dr. A. B. Wakle**



**Analysis:** It is expressed in the above table that all the aspects of the teaching of Dr. A. B. Wakle is perceived positively by the students. Above 96.71 % of the students are satisfied with each aspect of her teaching.



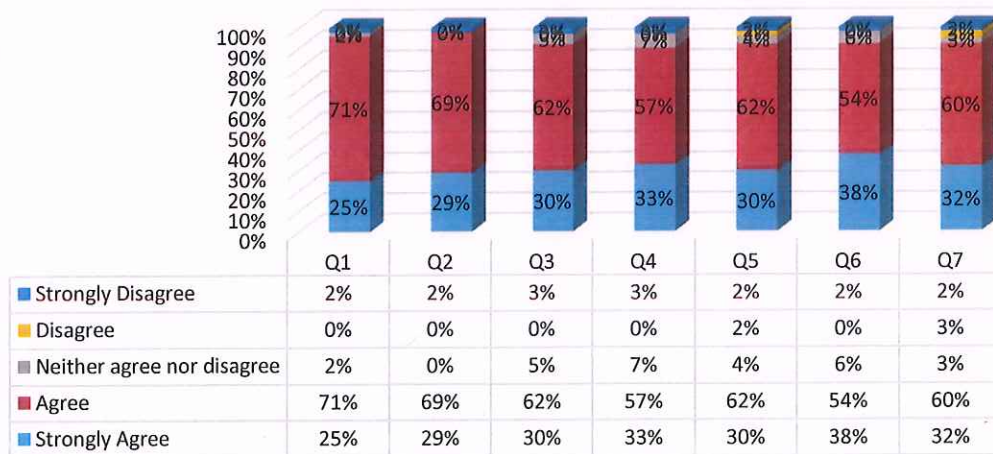
I/C Principal  
SBES College of Arts & Commerce  
Aurangabad.

Teachers Name	Faculty	Class	Division	Student Count
Dr. V.U. Panchal	Commerce and Management Science	BCOM, BBA, BCA	A	63

▪ **Questionnaire**

1. The teacher has in-depth knowledge of the subject.
2. The teacher completes the entire Syllabus in time.
3. It is easy to understand what the teacher teaches.
4. The teacher discusses the topics and interacts in the class.
5. The teacher is punctual and regular in the class.
6. The teacher encourages participation and discussion in the class.
7. The teacher uses modern teaching aids, power point presentation, web-resources, etc.

### Dr. V.U.Panchal



■ Strongly Agree ■ Agree ■ Neither agree nor disagree ■ Disagree ■ Strongly Disagree

**Analysis:**

The above table reveals that more than 93.14 % of the students are satisfied with all the aspects of Dr. V. U. Panchal. The entire Syllabus completion on time is the most satisfying factor observed here.

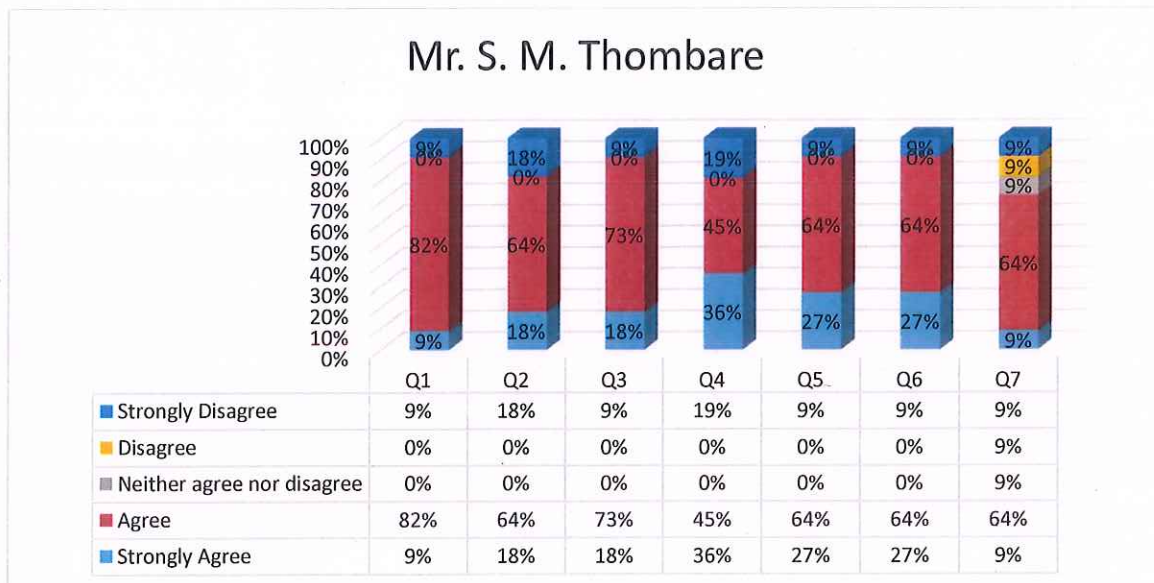


I/C Principal  
SBES College of Arts & Commerce  
Aurangabad.

Teachers Name	Faculty	Class	Division	Student Count
Mr. S. M. Thombare	Commerce	BCOM, MCOM	A, B, C, D	11

▪ **Questionnaire**


1. The teacher has in-depth knowledge of the subject.
2. The teacher completes the entire Syllabus in time.
3. It is easy to understand what the teacher teaches.
4. The teacher discusses the topics and interacts in the class.
5. The teacher is punctual and regular in the class.
6. The teacher encourages participation and discussion in the class.
7. The teacher uses modern teaching aids, power point presentation, web-resources, etc.



**Analysis:**

It is observed from the above table that 85.71% of the students are satisfied with all the aspects. But Syllabus completion on time, interaction, and discussion of the teacher as well as the use of modern teaching methods are observed to be the dissatisfying factor here.



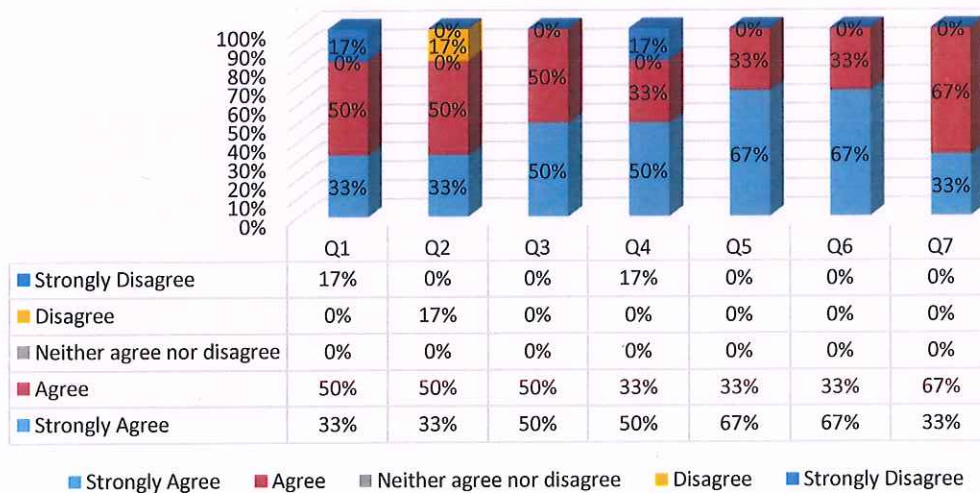
  
**I/C Principal**  
**SBES College of Arts & Commerce**  
**Aurangabad.**

Teachers Name	Faculty	Class	Division	Student Count
Dr. S.S. Ranmare	Commerce and Management Science	BCOM M. Com	A, B, C, D	6

▪ **Questionnaire**

1. The teacher has in-depth knowledge of the subject.
2. The teacher completes the entire Syllabus in time.
3. It is easy to understand what the teacher teaches.
4. The teacher discusses the topics and interacts in the class.
5. The teacher is punctual and regular in the class.
6. The teacher encourages participation and discussion in the class.
7. The teacher uses modern teaching aids, power point presentation, web-resources, etc.

**Dr. S.S. Ranmare**



**Analysis:**

It is observed from the above table that 92.71% of the students are satisfied with all the aspects of the teaching of Prof. S.S. Ranmare. The overall satisfaction is observed with the teaching of Mr. S. S. Ranmare.



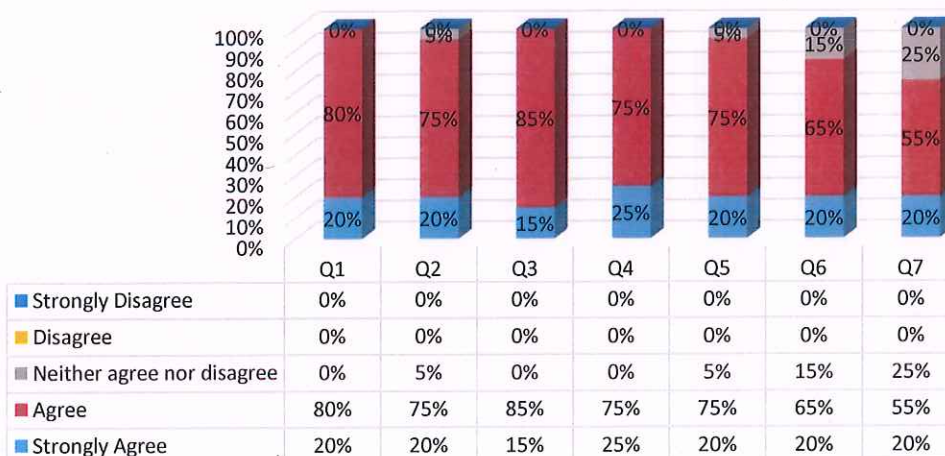
*I/C Principal*  
SBES College of Arts & Commerce  
Aurangabad.

Teachers Name	Faculty	Class	Division	StudentCount
Ms. Shital Mehar	Arts and Commerce	BCOM	A, B, C,D,E	20

▪ **Questionnaire**

1. The teacher has in-depth knowledge of the subject.
2. The teacher completes the entire Syllabus in time.
3. It is easy to understand what the teacher teaches.
4. The teacher discusses the topics and interacts in the class.
5. The teacher is punctual and regular in the class.
6. The teacher encourages participation and discussion in the class.
7. The teacher uses modern teaching aids, power point presentation, web-resources, etc.

**Ms. Shital Mehar**



**Analysis:**

It can be seen from the above table and graph that 92.85 % of the students are satisfied with all the aspects of Ms. Shital Mehar's teaching. Her in-depth knowledge is observed to be the most satisfying factor (100%). Only 25% of the students are unable to decide on her use of modern teaching aids.



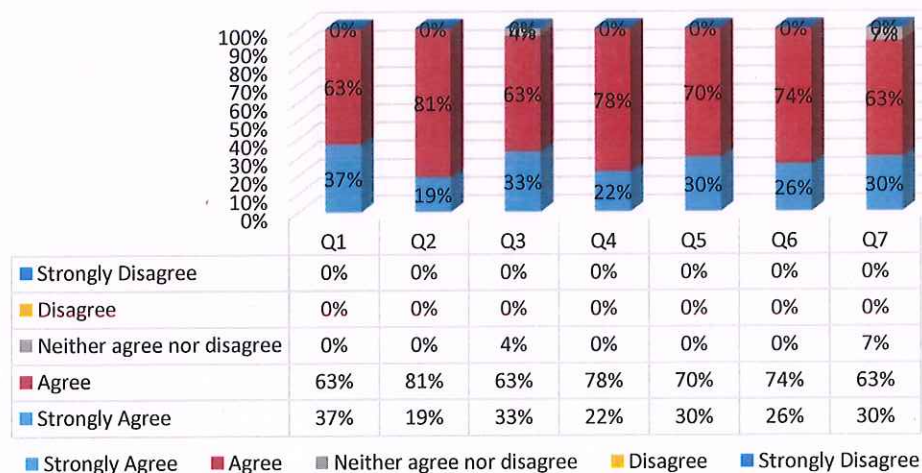
I/C Principal  
SBES College of Arts & Commerce  
Aurangabad.

Teachers Name	Faculty	Class	Division	Student Count
Dr. V. V. Deshpande	Arts and Commerce	BCOM	A, B,C,D,E	27

▪ **Questionnaire**

1. The teacher has in-depth knowledge of the subject.
2. The teacher completes the entire Syllabus in time.
3. It is easy to understand what the teacher teaches.
4. The teacher discusses the topics and interacts in the class.
5. The teacher is punctual and regular in the class.
6. The teacher encourages participation and discussion in the class.
7. The teacher uses modern teaching aids, power point presentation, web-resources, etc.

**Dr. V. V. Deshpande**



**Analysis:**

The above table and graph indicate that all the aspects of Dr. V.V. Deshpande were perceived positively. 98.42 % of the students are satisfied with all the factors of her teaching except the use of modern teaching aids, power point presentation, web-resources, etc.



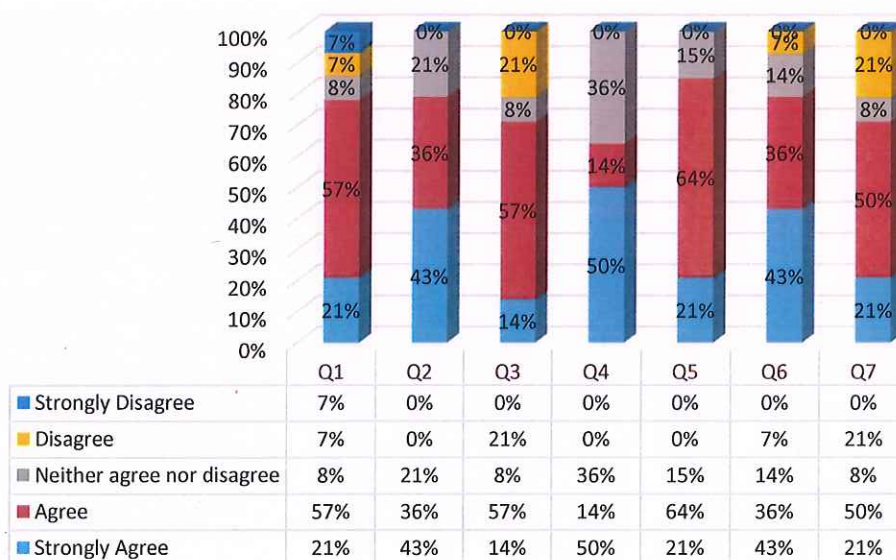
I/C Principal  
SBES College of Arts & Commerce  
Aurangabad.

Teachers Name	Faculty	Class	Division	Student Count
Mr. R. L Gajre	Management Science	BBA/BCA	A	14

▪ **Questionnaire**

1. The teacher has in-depth knowledge of the subject.
2. The teacher completes the entire Syllabus in time.
3. It is easy to understand what the teacher teaches.
4. The teacher discusses the topics and interacts in the class.
5. The teacher is punctual and regular in the class.
6. The teacher encourages the participation and discussion in the class.
7. The teacher uses modern teaching aids, power point presentation, web-resources, etc.

**Ms.R.L.Gajre**



**Analysis:**

It is observed from the above table and graph that 75.28 % of the students are satisfied with the teaching of Mr. R. L. Gajre. More use of modern teaching aids, power point presentations, web-resources, etc. would be liked by the students.




*[Signature]*  
I/C Principal  
SBES College of Arts & Commerce  
Aurangabad.

Teachers Name	Faculty	Class	Division	Student Count
Mr. S. A. Khan	Commerce	BCOM	C, D, E	53

▪ **Questionnaire**


1. The teacher has in-depth knowledge of the subject.
2. The teacher completes the entire Syllabus in time.
3. It is easy to understand what the teacher teaches.
4. The teacher discusses the topics and interacts in the class.
5. The teacher is punctual and regular in the class.
6. The teacher encourages participation and discussion in the class.
7. The teacher uses modern teaching aids, power point presentation, web-resources, etc.



**Analysis:**

It is revealed from the above graph that 97% of the students are satisfied with the teaching of Mr. S. A. Khan. All the aspects of his teaching are perceived positively. His in-depth knowledge of the Subject is observed to be the most satisfying factor here.



  
**I/C Principal**  
 SBES College of Arts & Commerce  
 Aurangabad.

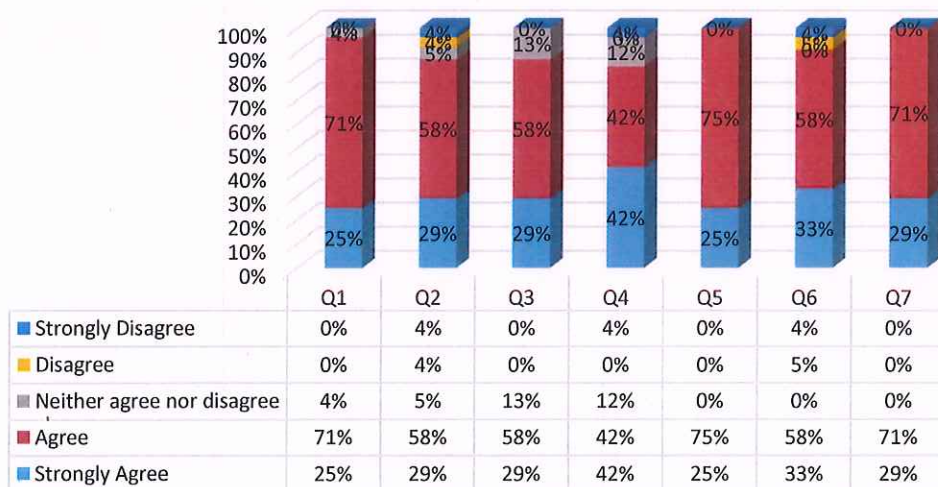


Teachers Name	Faculty	Class	Division	Student Count
Prof. P. P. Potdar	Commerce and Management Science	BCOM BBA, BCA	All	24

▪ **Questionnaire**

1. The teacher has in-depth knowledge of the subject.
2. The teacher completes the entire Syllabus in time.
3. It is easy to understand what the teacher teaches.
4. The teacher discusses the topics and interacts in the class.
5. The teacher is punctual and regular in the class.
6. The teacher encourages participation and discussion in the class.
7. The teacher uses modern teaching aids, power point presentation, web-resources, etc.

Prof. P.P. Potdar



**Analysis:**

It can be revealed from the above data that 92.14 % of the students agreed with all the aspects of the teaching of Ms. P. P. Potdar. Her encouragement for participation and discussion as well as the use of modern teaching aids, PPTs, Web-resources are observed to be the most satisfying factor here.



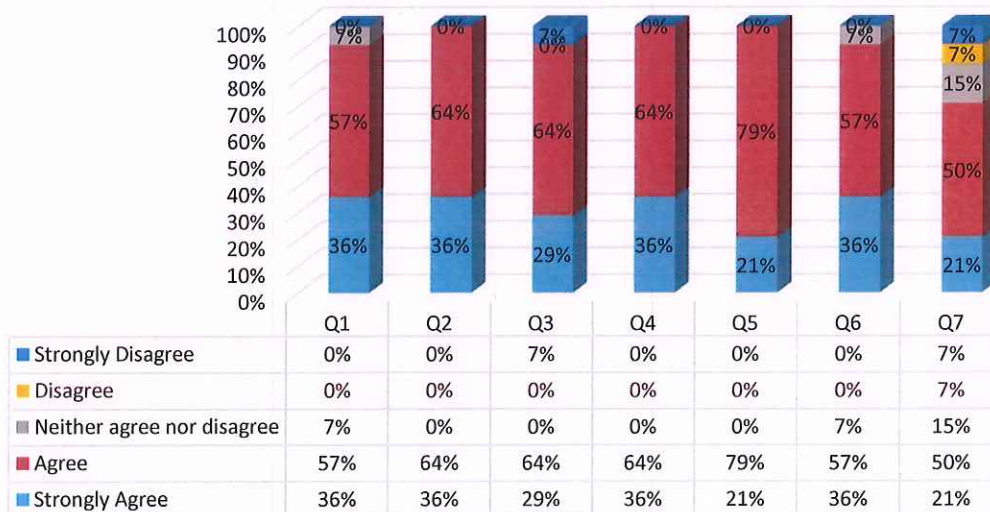
I/C Principal  
SBES College of Arts & Commerce  
Aurangabad.

Teachers Name	Subject	Class	Division	Student Count
Prof. P. P. Kulkarni	Commerce	BCOM	A, B, C, D	14

▪ **Questionnaire**

1. The teacher has in-depth knowledge of the subject.
2. The teacher completes the entire Syllabus in time.
3. It is easy to understand what the teacher teaches.
4. The teacher discusses the topics and interacts in the class.
5. The teacher is punctual and regular in the class.
6. The teacher encourages the participation and discussion in the class.
7. The teacher uses modern teaching aids, power point presentation, web-resources, etc.

**Prof. P.P. Kulkarni**



**Analysis:**

It can be seen from the above table that 92.85% of students are satisfied with the teaching of Prof. P. P. Kulkarni. Only the use of modern teaching aids, PPTs, Web-resources etc. are seen as the dissatisfying factor for 14% of the students.



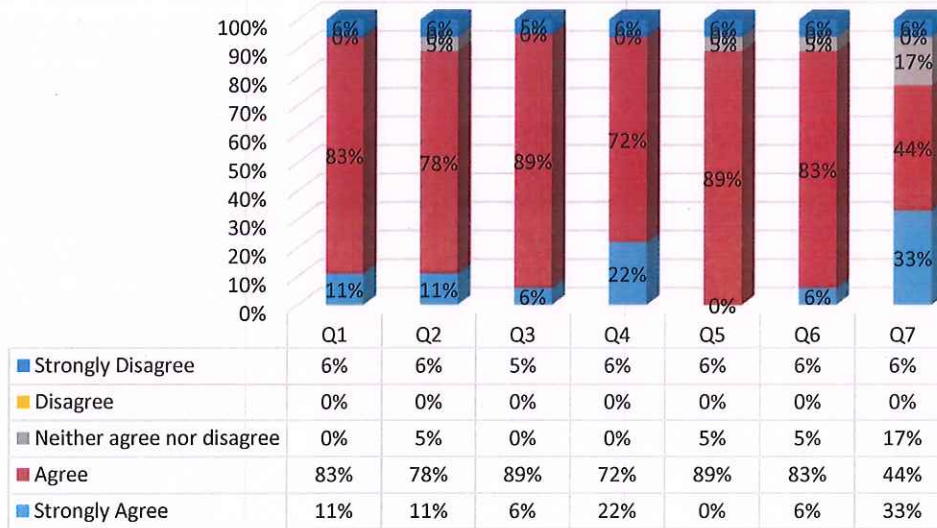
*I/C Principal*  
 SBES College of Arts & Commerce  
 Aurangabad.

Teachers Name	Faculty	Class	Division	Student Count
Prof. P. S. Pandit	Commerce	BCOM	A, B, C, D.	18

▪ **Questionnaire**

1. The teacher has in-depth knowledge of the subject.
2. The teacher completes the entire Syllabus in time.
3. It is easy to understand what the teacher teaches.
4. The teacher discusses the topics and interacts in the class.
5. The teacher is punctual and regular in the class.
6. The teacher encourages participation and discussion in the class.
7. The teacher uses modern teaching aids, power point presentation, web-resources, etc.

Prof. P.S. Pandit



**Analysis:**

The above table depicts that all the aspects of the teaching of Prof. P. S. Pandit is perceived positively. More than 89.57 % of students are satisfied with her teaching. Different aspects of her teaching were rated positively.



*[Signature]*  
I/C Principal  
SBES College of Arts & Commerce  
Aurangabad.

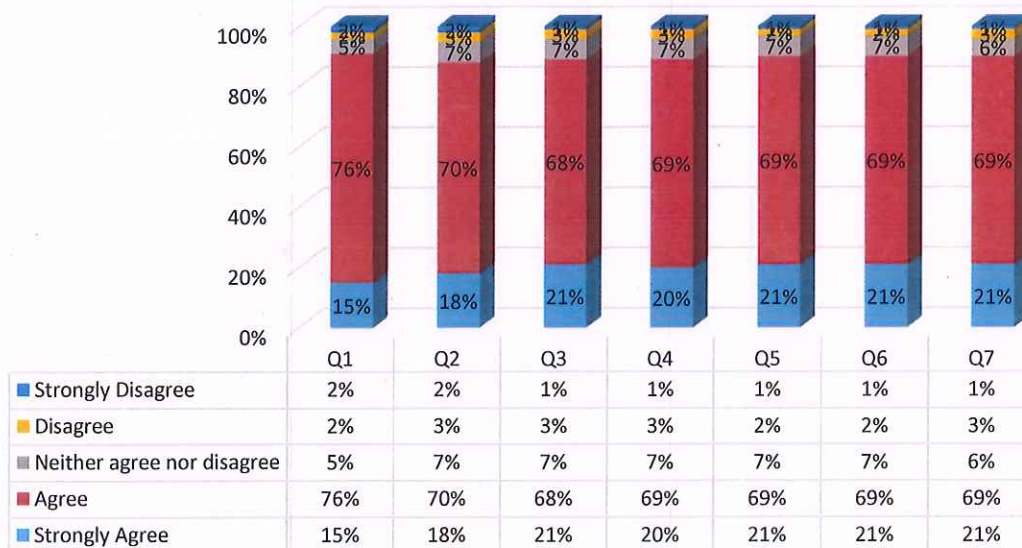
#### 4) STUDENTS FEEDBACK ON ACTIVITY/PROGRAM/PROJECT

##### Questionnaire:

1. The Activity/Program/Project is relevant.
2. The Objectives of the Activity/Program/Project are accomplished.
3. The Activity/Program/Project is properly planned.
4. The Activity/Program/Project is well administered.
5. The Activity/Program/Project is creative and innovative.
6. The Activity/Program/Project helped in the overall Personality Development.
7. The Activity/Program/Project provided an opportunity for participation and contribution.

##### Response table:

Feedback on Activity, Program, Project



##### Analysis:

Feedback survey for each activity each term is used to measure students' perceptions of the learning context. It assists in the identification of the areas of strengths and areas needing improvement in the College activity/program/project offerings. It is revealed from the data that more than 89.57% of the students agreed with all the positively perceived statements. They observed that the activity/program/project is relevant, properly planned, well administered and innovative, which helped them develop their personality. It is found from the graph that they got an opportunity to participate and contribute.



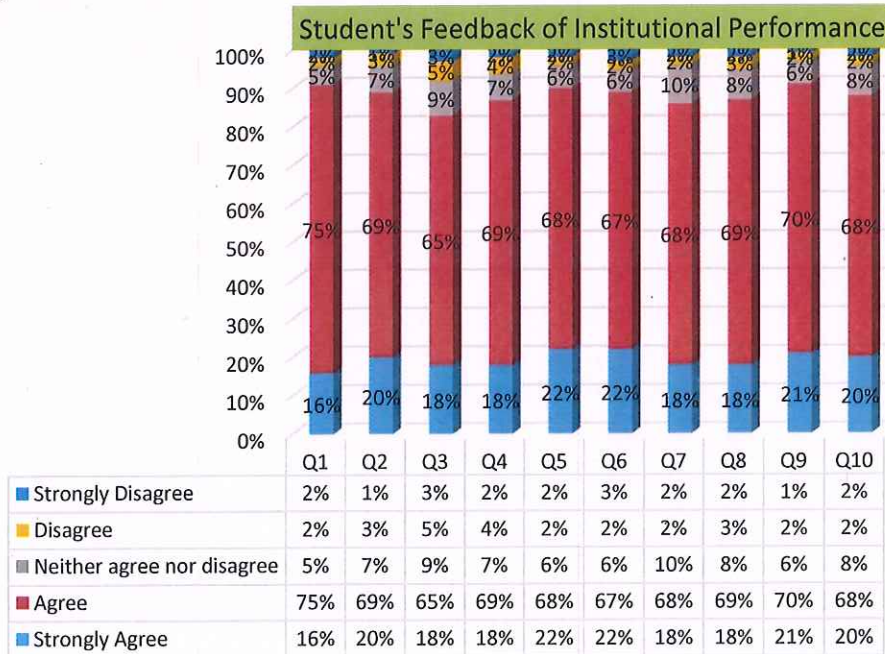
I/C Principal  
SBES College of Arts & Commerce  
Aurangabad.


## 5) STUDENTS FEEDBACK ON INSTITUTIONAL PERFORMANCE

- **Questionnaire**

1. The Courses, Optional Subjects, Admission Process are easy to understand.
2. The College has Competent Teachers, Learning Environment, Fair and Transparent Evaluation Methods.
3. The College provides Research Training and Extension Opportunities for students' progress.
4. The College's Infrastructure, Resources and Facilities are proper for education.
5. Various Co-curricular and Extra-curricular activities are undertaken - (NCC, NSS, Cultural, Music, Drama, Sports, etc.)
6. The College provides various Scholarships, Free-ships, Concessions and Awards.
7. Students are involved in Leadership Opportunities, Decision Making through Students Council, clubs /Committees, Forums.
8. The Administration and the College Office are Student-Centric and Helpful.
9. The students belonging to various sections and gender are given equal opportunities for academic growth and overall personality development.
10. The College has an environmentally friendly policy, grievance redressal, value-based approach.

**Response Table:**




  
**I/C Principal**  
**SBES College of Arts & Commerce**  
**Aurangabad.**

**Analysis:**

Feedback from the Institute is also taken from all the students once a year. This includes feedback on the facilities and the infrastructure of the institute. It was revealed from the above graph that 88.10% of the students are satisfied with the all the aspects of institutional performance. 90% of the students agreed with the statement that the students belonging to various sections and genders are given equal opportunities for academic growth and the overall personality development.




  
I/C Principal  
SBES College of Arts & Commerce  
Aurangabad.

## Action Taken Report on Feedback 2019-2020


1)	<b>Curriculum Feedback of Students</b>		
	BAFY	No action required	-
	BASY	Needs to clear aims and objectives to the students and teacher.	Issues were discussed in the CDC meeting held on 20 December 2019.
		Needs sufficient no. of option papers.	
	BATY	Needs to clear aims and objectives to the students and teacher.	Issue was discussed in the CDC meeting held on 20 December 2019.
	BBAFY	No action required	-
	BBASY	No action required	-
	BBA TY	No action required	-
	BCA FY	Need to frame interesting Syllabus / Course Need sufficient no. of optional papers.	Issues were discussed in the CDC meeting held on 20 December 2019.
	BCA SY	No action required	-
	BCA TY	Need to frame a suitable course.	Issues were discussed in the CDC meeting held on 20 December 2019.
	BCOM FY	Needs to frame a more interesting Syllabus. There should be a balance between theory and practical. Needs sufficient no. of optional papers.	Issue was discussed in the CDC meeting held on 20 December 2019.
	BCOM SY	There should be a balance between theory and practical	Issue was discussed in the CDC meeting held on 20 December 2019.
	BCOM TY	There should be a balance between theory and practical. Needs interesting Syllabus. Needs sufficient no. of optional papers.	Issue is discussed in the CDC meeting held on 20 <sup>th</sup> December 2019.
	MCOM .FY	Needs clarity in the Syllabus. Needs balance between theory and application. Needs to increase optional papers.	Issue was discussed in the CDC meeting held on 20 December 2019.
MCOM .SY	Needs clarity in business.	Issues were discussed in the CDC meeting held on 20 December 2019.	
2)	<b>Curriculum Feedback by Teachers</b>	No action required	-
3)	<b>Curriculum Feedback by Parents</b>	No action required	-



  
 I/C Principal  
 SBES College of Arts & Commerce  
 Aurangabad.

4)	<b>Curriculum Feedback by Alumni</b>	Needs balance between theory and application.	Issue was discussed in the CDC meeting held on 08 February 2020.
5)	<b>Curriculum Feedback by Employer</b>	Needs to think almost all the aspects of Syllabus.	Issue was discussed in the CDC meeting held on 08/02/2020
6)	<b>Teachers feedback by students</b> Dr. A.V. Chaudhari Dr. D.S. Chavan Dr. F.A. Baig Dr. H. N. Deshmukh Dr. Pramod Deo Dr. S. G. Joshi Dr. Seema Dhage Dr. Soumya Mulangan Mr. A. B. Kulkarni Mr. S. M. Thombare Mr. S. S. Ranmare Ms. Shital Mehar Dr. V. V. Deshpande Mr. R. L. Gajre Mr. S. A. Khan Ms. P. P. Potdar Ms. P. P. Kulkarni Ms. P. S. Pandit	Needs to encourage interaction with students. Teacher should use modern technology while teaching.	Issues were discussed in the departmental meeting.
7)	<b>Students feedback on activity/project/program</b>	No action required	-
8)	<b>Students feedback on Institutional Performance</b>	No action required	-



  
 T/C Principal  
 SBES College of Arts & Commerce  
 Aurangabad.